



European
Commission



SPECIAL EUROBAROMETER **551**

The Digital Decade

EUROBAROMETER *Annex*
Fieldwork: March-April 2024



Special Eurobarometer 551 The Digital Decade

This survey has been requested by the European Commission, Directorate-General for Communications Networks, Content and Technology and co-ordinated by the European Commission, Directorate-General for Communication (DG COMM 'Media monitoring and Eurobarometer' Unit) and Directorate-General for Communications Networks, Content and Technology.

This document does not represent the point of view of the European Commission. The interpretations and opinions contained in it are solely those of the authors.

Project title	Special Eurobarometer 551 on 'the digital decade' 2024 Annex
Language version	EN
Catalogue number	KK-02-24-609-EN-N
ISBN	978-92-68-17663-4
DOI	10.2759/082806

© European Union, 2024





























<https://www.europa.eu/eurobarometer>

Photo credit: Getty Images

Special Eurobarometer 551 The Digital Decade

QC1.1 How important do you think digital technologies will be for the following areas of your daily life by 2030?





























Working remotely (%)

		Very important		Fairly important		Not very important		Not at all important		Don't know		Total 'Important'		Total 'Not important'	
		Mar/Apr 2024	Diff. Mar/Apr 2024 - Mar 2023	Mar/Apr 2024	Diff. Mar/Apr 2024 - Mar 2023	Mar/Apr 2024	Diff. Mar/Apr 2024 - Mar 2023	Mar/Apr 2024	Diff. Mar/Apr 2024 - Mar 2023	Mar/Apr 2024	Diff. Mar/Apr 2024 - Mar 2023	Mar/Apr 2024	Diff. Mar/Apr 2024 - Mar 2023	Mar/Apr 2024	Diff. Mar/Apr 2024 - Mar 2023
EU27		34	1	35	5	13	-1	15	-3	3	-2	69	6	28	-4
BE		37	2	40	7	12	-2	10	-5	1	-2	77	9	22	-7
BG		47	6	24	-4	11	1	14	-2	4	-1	71	2	25	-1
CZ		36	5	32	3	13	-2	16	-4	3	-2	68	8	29	-6
DK		52	3	24	4	9	-2	14	-1	1	-4	76	7	23	-3
DE		29	3	38	8	13	-2	15	-7	5	-2	67	11	28	-9
EE		41	1	28	-2	11	3	17	2	3	-4	69	-1	28	5
IE		59	1	20	-1	7	1	13	2	1	-3	79	0	20	3
EL		34	0	28	-1	11	-3	25	5	2	-1	62	-1	36	2
ES		43	5	27	-3	11	0	18	-1	1	-1	70	2	29	-1
FR		35	1	34	8	13	2	13	-9	5	-2	69	9	26	-7
HR		40	8	36	3	13	-4	9	-6	2	-1	76	11	22	-10
IT		32	-1	40	1	14	0	13	2	1	-2	72	0	27	2
CY		51	4	31	-1	9	0	7	-1	2	-2	82	3	16	-1
LV		34	11	23	-3	15	0	26	-1	2	-7	57	8	41	-1
LT		33	1	25	6	13	2	27	-6	2	-3	58	7	40	-4
LU		46	10	31	-4	10	-1	12	-2	1	-3	77	6	22	-3
HU		43	10	44	12	7	-7	5	-13	1	-2	87	22	12	-20
MT		56	10	15	-7	6	2	20	0	3	-5	71	3	26	2
NL		46	-4	27	7	11	-14	14	10	2	1	73	3	25	-4
AT		26	-1	38	8	14	0	19	-6	3	-1	64	7	33	-6
PL		25	-6	46	12	17	-1	11	-3	1	-2	71	6	28	-4
PT		20	-10	36	5	13	2	26	4	5	-1	56	-5	39	6
RO		22	-2	34	0	22	-1	19	3	3	0	56	-2	41	2
SI		37	-2	29	4	13	1	21	-1	0	-2	66	2	34	0
SK		31	-3	36	6	13	1	16	-4	4	0	67	3	29	-3
FI		43	1	22	6	13	3	20	-5	2	-5	65	7	33	-2
SE		56	8	16	-3	9	-2	18	0	1	-3	72	5	27	-2

Special Eurobarometer 551 The Digital Decade

QC1.2 How important do you think digital technologies will be for the following areas of your daily life by 2030?





























Helping to fight climate change (%)

		Very important		Fairly important		Not very important		Not at all important		Don't know		Total 'important'		Total 'Not important'	
		Mar/Apr 2024	Diff. Mar/Apr 2024 - Mar 2023	Mar/Apr 2024	Diff. Mar/Apr 2024 - Mar 2023	Mar/Apr 2024	Diff. Mar/Apr 2024 - Mar 2023	Mar/Apr 2024	Diff. Mar/Apr 2024 - Mar 2023	Mar/Apr 2024	Diff. Mar/Apr 2024 - Mar 2023	Mar/Apr 2024	Diff. Mar/Apr 2024 - Mar 2023	Mar/Apr 2024	Diff. Mar/Apr 2024 - Mar 2023
EU27		32	5	42	3	15	-2	8	-4	3	-2	74	8	23	-6
BE		32	9	45	2	17	-6	5	-4	1	-1	77	11	22	-10
BG		39	7	35	2	10	0	9	-4	7	-5	74	9	19	-4
CZ		22	5	39	5	21	-4	15	-2	3	-4	61	10	36	-6
DK		43	3	40	6	12	-3	3	-3	2	-3	83	9	15	-6
DE		30	7	42	6	15	-4	8	-8	5	-1	72	13	23	-12
EE		25	2	35	2	19	2	16	2	5	-8	60	4	35	4
IE		50	0	29	-2	8	0	9	3	4	-1	79	-2	17	3
EL		34	-1	37	2	13	-2	11	1	5	0	71	1	24	-1
ES		36	3	36	-3	17	4	9	-2	2	-2	72	0	26	2
FR		27	6	45	5	14	-2	6	-10	8	1	72	11	20	-12
HR		42	17	39	0	13	-9	4	-6	2	-2	81	17	17	-15
IT		37	6	44	1	11	-5	6	-1	2	-1	81	7	17	-6
CY		47	7	35	-1	11	1	4	-2	3	-5	82	6	15	-1
LV		24	8	31	-2	19	-2	19	0	7	-4	55	6	38	-2
LT		28	4	36	8	19	3	14	-11	3	-4	64	12	33	-8
LU		39	11	39	-3	9	-4	10	2	3	-6	78	8	19	-2
HU		48	15	41	0	7	-7	2	-7	2	-1	89	15	9	-14
MT		54	12	24	-11	8	2	11	-2	3	-1	78	1	19	0
NL		34	-3	38	-4	19	-1	8	7	1	1	72	-7	27	6
AT		33	8	35	2	15	-2	13	-7	4	-1	68	10	28	-9
PL		27	1	51	8	14	-5	6	-3	2	-1	78	9	20	-8
PT		22	0	35	-3	23	4	15	0	5	-1	57	-3	38	4
RO		20	-1	41	0	22	-1	13	2	4	0	61	-1	35	1
SI		28	2	39	7	19	-3	13	-5	1	-1	67	9	32	-8
SK		29	1	45	8	15	-1	8	-7	3	-1	74	9	23	-8
FI		26	5	42	2	21	-1	9	-4	2	-2	68	7	30	-5
SE		38	9	41	5	15	-7	6	-4	0	-3	79	14	21	-11

Special Eurobarometer 551 The Digital Decade

QC1.3 How important do you think digital technologies will be for the following areas of your daily life by 2030?





























Accessing, interacting with and/or creating online material/content (%)

		Very important		Fairly important		Not very important		Not at all important		Don't know		Total 'important'		Total 'Not important'	
		Mar/Apr 2024	Diff. Mar/Apr 2024 - Mar 2023	Mar/Apr 2024	Diff. Mar/Apr 2024 - Mar 2023	Mar/Apr 2024	Diff. Mar/Apr 2024 - Mar 2023	Mar/Apr 2024	Diff. Mar/Apr 2024 - Mar 2023	Mar/Apr 2024	Diff. Mar/Apr 2024 - Mar 2023	Mar/Apr 2024	Diff. Mar/Apr 2024 - Mar 2023	Mar/Apr 2024	Diff. Mar/Apr 2024 - Mar 2023
EU27		30	-3	44	6	15	1	8	-3	3	-1	74	3	23	-2
BE		29	-1	49	3	17	2	4	-2	1	-2	78	2	21	0
BG		38	2	36	1	10	-1	10	0	6	-2	74	3	20	-1
CZ		32	4	39	1	17	2	8	-5	4	-2	71	5	25	-3
DK		43	2	37	3	12	-1	5	0	3	-4	80	5	17	-1
DE		26	1	43	6	17	0	8	-7	6	0	69	7	25	-7
EE		41	2	36	-3	12	2	9	3	2	-4	77	-1	21	5
IE		52	-2	29	-1	8	2	8	1	3	0	81	-3	16	3
EL		28	-3	40	3	14	1	12	0	6	-1	68	0	26	1
ES		40	-1	36	0	13	4	10	-1	1	-2	76	-1	23	3
FR		33	-1	44	6	12	0	6	-7	5	2	77	5	18	-7
HR		35	6	40	2	16	-4	6	-4	3	0	75	8	22	-8
IT		25	-5	50	7	16	0	8	0	1	-2	75	2	24	0
CY		35	-2	40	0	13	7	5	-1	7	-4	75	-2	18	6
LV		39	13	34	-6	13	1	10	-3	4	-5	73	7	23	-2
LT		35	-3	33	5	15	6	14	-6	3	-2	68	2	29	0
LU		44	8	39	-4	9	-3	5	-2	3	1	83	4	14	-5
HU		45	10	44	5	7	-7	2	-8	2	0	89	15	9	-15
MT		51	3	28	-4	7	2	10	-1	4	0	79	-1	17	1
NL		41	-11	36	2	18	5	4	3	1	1	77	-9	22	8
AT		26	-2	40	5	17	2	13	-5	4	0	66	3	30	-3
PL		22	-10	55	15	14	-2	7	-2	2	-1	77	5	21	-4
PT		19	-4	50	7	11	-2	16	1	4	-2	69	3	27	-1
RO		17	-6	42	1	25	4	13	2	3	-1	59	-5	38	6
SI		39	-3	37	7	13	0	10	-3	1	-1	76	4	23	-3
SK		32	-4	42	8	15	4	7	-6	4	-2	74	4	22	-2
FI		31	-4	43	8	15	0	9	-2	2	-2	74	4	24	-2
SE		48	4	32	5	12	-5	7	-1	1	-3	80	9	19	-6

Special Eurobarometer 551 The Digital Decade

QC1.4 How important do you think digital technologies will be for the following areas of your daily life by 2030?





























Accessing education and training opportunities (%)

		Very important		Fairly important		Not very important		Not at all important		Don't know		Total 'important'		Total 'Not important'	
		Mar/Apr 2024	Diff. Mar/Apr 2024 - Mar 2023	Mar/Apr 2024	Diff. Mar/Apr 2024 - Mar 2023	Mar/Apr 2024	Diff. Mar/Apr 2024 - Mar 2023	Mar/Apr 2024	Diff. Mar/Apr 2024 - Mar 2023	Mar/Apr 2024	Diff. Mar/Apr 2024 - Mar 2023	Mar/Apr 2024	Diff. Mar/Apr 2024 - Mar 2023	Mar/Apr 2024	Diff. Mar/Apr 2024 - Mar 2023
EU27		37	1	38	3	12	0	11	-3	2	-1	75	4	23	-3
BE		33	1	49	6	12	-2	5	-4	1	-1	82	7	17	-6
BG		48	3	28	-1	9	1	12	-2	3	-1	76	2	21	-1
CZ		40	6	36	0	11	-2	11	-2	2	-2	76	6	22	-4
DK		59	4	23	2	8	-1	9	-3	1	-2	82	6	17	-4
DE		41	8	35	0	11	0	10	-7	3	-1	76	8	21	-7
EE		44	3	32	-5	10	0	11	3	3	-1	76	-2	21	3
IE		57	-3	25	1	7	2	10	2	1	-2	82	-2	17	4
EL		43	0	31	1	9	-2	15	0	2	1	74	1	24	-2
ES		47	1	33	0	9	1	10	-2	1	0	80	1	19	-1
FR		33	2	39	2	13	3	10	-8	5	1	72	4	23	-5
HR		38	5	41	4	13	-5	6	-4	2	0	79	9	19	-9
IT		31	-5	45	10	12	-4	11	0	1	-1	76	5	23	-4
CY		58	3	29	-5	7	3	4	0	2	-1	87	-2	11	3
LV		42	6	27	-6	11	0	18	3	2	-3	69	0	29	3
LT		39	0	29	5	13	1	17	-5	2	-1	68	5	30	-4
LU		49	10	34	-7	7	-5	8	1	2	1	83	3	15	-4
HU		45	8	41	8	10	-5	3	-11	1	0	86	16	13	-16
MT		65	8	18	-6	3	-1	11	-1	3	0	83	2	14	-2
NL		46	-5	34	4	12	-5	7	6	1	0	80	-1	19	1
AT		34	4	37	4	14	0	13	-8	2	0	71	8	27	-8
PL		26	-7	50	10	14	0	8	-3	2	0	76	3	22	-3
PT		22	-7	40	3	15	1	19	4	4	-1	62	-4	34	5
RO		21	-6	39	-1	22	5	16	3	2	-1	60	-7	38	8
SI		45	0	33	6	10	-3	12	-2	0	-1	78	6	22	-5
SK		37	-3	41	6	11	1	10	-3	1	-1	78	3	21	-2
FI		44	1	31	4	13	1	11	-4	1	-2	75	5	24	-3
SE		49	6	24	-4	13	0	13	0	1	-2	73	2	26	0

Special Eurobarometer 551 The Digital Decade

QC1.5 How important do you think digital technologies will be for the following areas of your daily life by 2030?





























Engaging in democratic life (%)

		Very important		Fairly important		Not very important		Not at all important		Don't know		Total 'important'		Total 'Not important'	
		Mar/Apr 2024	Diff. Mar/Apr 2024 - Mar 2023	Mar/Apr 2024	Diff. Mar/Apr 2024 - Mar 2023	Mar/Apr 2024	Diff. Mar/Apr 2024 - Mar 2023	Mar/Apr 2024	Diff. Mar/Apr 2024 - Mar 2023	Mar/Apr 2024	Diff. Mar/Apr 2024 - Mar 2023	Mar/Apr 2024	Diff. Mar/Apr 2024 - Mar 2023	Mar/Apr 2024	Diff. Mar/Apr 2024 - Mar 2023
EU27		33	6	41	0	15	-3	8	-3	3	0	74	6	23	-6
BE		33	9	47	0	14	-6	5	-2	1	-1	80	9	19	-8
BG		38	4	37	3	11	-1	9	-4	5	-2	75	7	20	-5
CZ		29	8	43	3	16	-3	9	-5	3	-3	72	11	25	-8
DK		39	-3	40	5	16	2	4	-2	1	-2	79	2	20	0
DE		32	10	42	-1	16	-3	7	-4	3	-2	74	9	23	-7
EE		33	-2	36	-3	17	3	11	4	3	-2	69	-5	28	7
IE		52	2	28	-3	10	3	8	1	2	-3	80	-1	18	4
EL		32	0	36	1	16	0	14	0	2	-1	68	1	30	0
ES		35	4	35	-3	17	1	11	-2	2	0	70	1	28	-1
FR		25	3	42	4	18	-2	10	-6	5	1	67	7	28	-8
HR		42	16	39	-2	13	-8	4	-6	2	0	81	14	17	-14
IT		37	8	44	-1	13	-3	5	-3	1	-1	81	7	18	-6
CY		37	3	40	1	13	0	7	-2	3	-2	77	4	20	-2
LV		32	12	36	-5	18	0	12	-2	2	-5	68	7	30	-2
LT		36	6	36	4	13	-2	13	-7	2	-1	72	10	26	-9
LU		44	18	34	-12	11	-6	9	1	2	-1	78	6	20	-5
HU		46	18	42	0	8	-9	2	-9	2	0	88	18	10	-18
MT		53	13	23	-7	9	-2	12	-2	3	-2	76	6	21	-4
NL		39	4	42	-3	15	-5	3	3	1	1	81	1	18	-2
AT		38	12	37	0	15	-3	8	-7	2	-2	75	12	23	-10
PL		30	1	48	6	15	-2	5	-4	2	-1	78	7	20	-6
PT		27	-4	46	9	11	-1	12	-3	4	-1	73	5	23	-4
RO		18	-3	43	3	22	-3	14	2	3	1	61	0	36	-1
SI		32	1	34	2	18	-3	15	1	1	-1	66	3	33	-2
SK		35	3	41	3	15	2	8	-5	1	-3	76	6	23	-3
FI		37	7	38	-3	16	0	8	-1	1	-3	75	4	24	-1
SE		55	11	33	-3	8	-3	4	-3	0	-2	88	8	12	-6

Special Eurobarometer 551 The Digital Decade

QC1.6 How important do you think digital technologies will be for the following areas of your daily life by 2030?





























Accessing or receiving healthcare services (%)

		Very important		Fairly important		Not very important		Not at all important		Don't know		Total 'important'		Total 'Not important'	
		Mar/Apr 2024	Diff. Mar/Apr 2024 - Mar 2023	Mar/Apr 2024	Diff. Mar/Apr 2024 - Mar 2023	Mar/Apr 2024	Diff. Mar/Apr 2024 - Mar 2023	Mar/Apr 2024	Diff. Mar/Apr 2024 - Mar 2023	Mar/Apr 2024	Diff. Mar/Apr 2024 - Mar 2023	Mar/Apr 2024	Diff. Mar/Apr 2024 - Mar 2023	Mar/Apr 2024	Diff. Mar/Apr 2024 - Mar 2023
EU27		38	2	41	1	12	-1	7	-1	2	-1	79	3	19	-2
BE		36	4	45	2	13	-3	5	-2	1	-1	81	6	18	-5
BG		48	3	32	1	8	-2	7	-1	5	-1	80	4	15	-3
CZ		34	2	45	4	14	0	5	-4	2	-2	79	6	19	-4
DK		59	7	30	-3	7	-1	3	0	1	-3	89	4	10	-1
DE		40	12	38	-5	12	-3	6	-4	4	0	78	7	18	-7
EE		43	0	35	-3	10	1	8	4	4	-2	78	-3	18	5
IE		55	2	30	-3	6	-1	6	1	3	1	85	-1	12	0
EL		49	0	34	0	7	-3	7	1	3	2	83	0	14	-2
ES		44	0	35	-3	11	3	9	1	1	-1	79	-3	20	4
FR		31	-3	41	1	14	1	9	0	5	1	72	-2	23	1
HR		45	11	40	0	10	-5	3	-6	2	0	85	11	13	-11
IT		35	0	46	4	13	-1	5	-2	1	-1	81	4	18	-3
CY		56	8	29	-7	8	1	4	-1	3	-1	85	1	12	0
LV		49	12	32	-7	8	-4	8	1	3	-2	81	5	16	-3
LT		52	2	31	1	7	2	8	-4	2	-1	83	3	15	-2
LU		37	8	31	-12	15	-1	13	3	4	2	68	-4	28	2
HU		50	10	41	3	6	-6	1	-7	2	0	91	13	7	-13
MT		62	10	19	-9	5	1	11	-2	3	0	81	1	16	-1
NL		53	5	33	-6	10	-2	3	2	1	1	86	-1	13	0
AT		32	4	40	1	16	1	10	-4	2	-2	72	5	26	-3
PL		29	-5	51	8	12	-2	6	-1	2	0	80	3	18	-3
PT		26	-9	51	13	9	0	10	-2	4	-2	77	4	19	-2
RO		22	-3	40	-1	23	4	11	-1	4	1	62	-4	34	3
SI		41	-2	37	4	12	1	9	-2	1	-1	78	2	21	-1
SK		43	2	42	5	8	-2	5	-4	2	-1	85	7	13	-6
FI		43	0	38	-2	12	3	6	0	1	-1	81	-2	18	3
SE		49	6	35	-3	11	-1	4	-1	1	-1	84	3	15	-2

Special Eurobarometer 551 The Digital Decade

QC1.7 How important do you think digital technologies will be for the following areas of your daily life by 2030?





























Accessing and making use of transport services (%)

		Very important		Fairly important		Not very important		Not at all important		Don't know		Total 'important'		Total 'Not important'	
		Mar/Apr 2024	Diff. Mar/Apr 2024 - Mar 2023	Mar/Apr 2024	Diff. Mar/Apr 2024 - Mar 2023	Mar/Apr 2024	Diff. Mar/Apr 2024 - Mar 2023	Mar/Apr 2024	Diff. Mar/Apr 2024 - Mar 2023	Mar/Apr 2024	Diff. Mar/Apr 2024 - Mar 2023	Mar/Apr 2024	Diff. Mar/Apr 2024 - Mar 2023	Mar/Apr 2024	Diff. Mar/Apr 2024 - Mar 2023
EU27		32	-2	44	5	15	0	7	-2	2	-1	76	3	22	-2
BE		33	1	49	5	13	-3	4	-3	1	0	82	6	17	-6
BG		37	2	36	1	13	2	10	-2	4	-3	73	3	23	0
CZ		36	1	43	4	13	-1	6	-3	2	-1	79	5	19	-4
DK		54	1	31	1	10	2	4	-2	1	-2	85	2	14	0
DE		31	2	44	7	15	-3	7	-4	3	-2	75	9	22	-7
EE		40	1	37	-2	12	-1	9	4	2	-2	77	-1	21	3
IE		51	-3	32	-1	8	3	7	2	2	-1	83	-4	15	5
EL		36	-1	36	-2	12	0	11	2	5	1	72	-3	23	2
ES		38	-3	39	0	14	4	8	-1	1	0	77	-3	22	3
FR		31	-1	43	2	16	2	6	-3	4	0	74	1	22	-1
HR		35	5	43	5	16	-4	4	-5	2	-1	78	10	20	-9
IT		26	-7	48	6	17	1	8	1	1	-1	74	-1	25	2
CY		40	-6	38	1	13	8	5	0	4	-3	78	-5	18	8
LV		43	12	34	-7	12	0	8	-3	3	-2	77	5	20	-3
LT		35	-3	34	3	17	7	12	-6	2	-1	69	0	29	1
LU		46	9	35	-11	10	-2	7	2	2	2	81	-2	17	0
HU		43	5	46	6	8	-4	2	-7	1	0	89	11	10	-11
MT		55	7	28	-2	5	-3	10	-1	2	-1	83	5	15	-4
NL		43	-7	41	6	13	-1	3	2	0	0	84	-1	16	1
AT		28	1	38	3	18	2	13	-4	3	-2	66	4	31	-2
PL		21	-11	56	14	15	-1	6	-2	2	0	77	3	21	-3
PT		16	-7	42	1	22	5	15	1	5	0	58	-6	37	6
RO		19	-4	41	0	24	2	13	2	3	0	60	-4	37	4
SI		34	0	37	2	18	1	11	-1	0	-2	71	2	29	0
SK		33	-6	47	10	12	1	7	-3	1	-2	80	4	19	-2
FI		42	7	38	-2	12	-2	7	0	1	-3	80	5	19	-2
SE		56	3	31	0	9	0	3	-2	1	-1	87	3	12	-2

Special Eurobarometer 551
The Digital Decade

QC1.8 How important do you think digital technologies will be for the following areas of your daily life by 2030?





























Using, shopping for, and selling products and services online, also in other EU countries (%)

		Very important		Fairly important		Not very important		Not at all important		Don't know		Total 'important'		Total 'Not important'	
		Mar/Apr 2024	Diff. Mar/Apr 2024 - Mar 2023	Mar/Apr 2024	Diff. Mar/Apr 2024 - Mar 2023	Mar/Apr 2024	Diff. Mar/Apr 2024 - Mar 2023	Mar/Apr 2024	Diff. Mar/Apr 2024 - Mar 2023	Mar/Apr 2024	Diff. Mar/Apr 2024 - Mar 2023	Mar/Apr 2024	Diff. Mar/Apr 2024 - Mar 2023	Mar/Apr 2024	Diff. Mar/Apr 2024 - Mar 2023
EU27		34	-3	42	5	14	0	8	-1	2	-1	76	2	22	-1
BE		32	-4	49	8	14	-1	5	-2	0	-1	81	4	19	-3
BG		43	1	34	1	10	-1	9	-1	4	0	77	2	19	-2
CZ		36	0	42	5	12	-2	8	-2	2	-1	78	5	20	-4
DK		50	-4	34	5	11	1	4	0	1	-2	84	1	15	1
DE		30	-2	45	7	15	-1	7	-3	3	-1	75	5	22	-4
EE		41	2	33	-5	15	1	10	5	1	-3	74	-3	25	6
IE		55	-2	30	-3	7	3	7	3	1	-1	85	-5	14	6
EL		37	-1	36	1	12	-1	13	1	2	0	73	0	25	0
ES		42	0	34	-2	14	4	9	-1	1	-1	76	-2	23	3
FR		31	-4	42	7	17	3	7	-5	3	-1	73	3	24	-2
HR		43	11	40	1	12	-7	3	-5	2	0	83	12	15	-12
IT		30	-5	45	5	16	0	8	0	1	0	75	0	24	0
CY		44	-5	35	-1	12	7	7	2	2	-3	79	-6	19	9
LV		42	12	35	-3	11	-5	10	-1	2	-3	77	9	21	-6
LT		40	-3	32	3	13	4	13	-3	2	-1	72	0	26	1
LU		49	13	32	-10	11	-5	7	2	1	0	81	3	18	-3
HU		46	8	43	4	7	-6	2	-7	2	1	89	12	9	-13
MT		65	6	20	-2	3	-1	10	-2	2	-1	85	4	13	-3
NL		46	-13	36	7	13	2	4	3	1	1	82	-6	17	5
AT		35	1	42	6	13	1	9	-6	1	-2	77	7	22	-5
PL		25	-11	54	14	13	-1	6	-2	2	0	79	3	19	-3
PT		19	-6	48	6	14	1	15	0	4	-1	67	0	29	1
RO		21	-5	41	0	22	3	13	2	3	0	62	-5	35	5
SI		37	1	38	4	13	-2	12	-1	0	-2	75	5	25	-3
SK		36	-7	42	9	14	2	7	-3	1	-1	78	2	21	-1
FI		40	-1	36	2	15	2	8	-2	1	-1	76	1	23	0
SE		56	2	26	-1	12	1	6	-1	0	-1	82	1	18	0

Special Eurobarometer 551
The Digital Decade

QC1.9 How important do you think digital technologies will be for the following areas of your daily life by 2030?





























Connecting with people, friends and family online (%)

		Very important		Fairly important		Not very important		Not at all important		Don't know		Total 'important'		Total 'Not important'	
		Mar/Apr 2024	Diff. Mar/Apr 2024 - Mar 2023	Mar/Apr 2024	Diff. Mar/Apr 2024 - Mar 2023	Mar/Apr 2024	Diff. Mar/Apr 2024 - Mar 2023	Mar/Apr 2024	Diff. Mar/Apr 2024 - Mar 2023	Mar/Apr 2024	Diff. Mar/Apr 2024 - Mar 2023	Mar/Apr 2024	Diff. Mar/Apr 2024 - Mar 2023	Mar/Apr 2024	Diff. Mar/Apr 2024 - Mar 2023
EU27		45	-1	38	2	11	1	5	-1	1	-1	83	1	16	0
BE		46	2	40	0	10	0	3	-2	1	0	86	2	13	-2
BG		59	-3	28	4	6	0	5	-1	2	0	87	1	11	-1
CZ		53	3	30	-3	11	4	5	-2	1	-2	83	0	16	2
DK		49	-6	32	2	14	5	4	0	1	-1	81	-4	18	5
DE		44	3	34	0	14	1	5	-4	3	0	78	3	19	-3
EE		58	6	27	-7	8	0	6	2	1	-1	85	-1	14	2
IE		68	2	22	-5	5	2	4	1	1	0	90	-3	9	3
EL		53	2	32	0	6	-4	8	2	1	0	85	2	14	-2
ES		57	1	31	-3	7	2	4	0	1	0	88	-2	11	2
FR		46	0	39	2	10	2	3	-3	2	-1	85	2	13	-1
HR		47	3	40	4	9	-4	2	-3	2	0	87	7	11	-7
IT		35	-5	46	4	12	1	6	0	1	0	81	-1	18	1
CY		62	4	24	-8	8	5	4	0	2	-1	86	-4	12	5
LV		68	13	22	-7	5	-3	4	-1	1	-2	90	6	9	-4
LT		58	-2	26	3	7	2	8	-2	1	-1	84	1	15	0
LU		64	12	26	-11	6	-2	3	0	1	1	90	1	9	-2
HU		50	4	40	5	7	-4	2	-5	1	0	90	9	9	-9
MT		71	6	15	-6	3	3	9	-2	2	-1	86	0	12	1
NL		54	-2	33	1	10	-1	2	1	1	1	87	-1	12	0
AT		45	1	36	4	10	-1	8	-3	1	-1	81	5	18	-4
PL		31	-5	51	11	11	-4	5	-2	2	0	82	6	16	-6
PT		34	-1	49	5	7	-1	8	-1	2	-2	83	4	15	-2
RO		33	-2	38	0	18	0	9	2	2	0	71	-2	27	2
SI		39	2	34	0	17	1	10	-2	0	-1	73	2	27	-1
SK		49	-4	40	7	6	0	4	-2	1	-1	89	3	10	-2
FI		60	2	27	-2	9	2	4	0	0	-2	87	0	13	2
SE		66	2	25	-2	6	1	2	-1	1	0	91	0	8	0

Special Eurobarometer 551
The Digital Decade





























QC1.10 How important do you think digital technologies will be for the following areas of your daily life by 2030?

Accessing public services online (%)

		Very important		Fairly important		Not very important		Not at all important		Don't know		Total 'important'		Total 'Not important'	
		Mar/Apr 2024	Diff. Mar/Apr 2024 - Mar 2023	Mar/Apr 2024	Diff. Mar/Apr 2024 - Mar 2023	Mar/Apr 2024	Diff. Mar/Apr 2024 - Mar 2023	Mar/Apr 2024	Diff. Mar/Apr 2024 - Mar 2023	Mar/Apr 2024	Diff. Mar/Apr 2024 - Mar 2023	Mar/Apr 2024	Diff. Mar/Apr 2024 - Mar 2023	Mar/Apr 2024	Diff. Mar/Apr 2024 - Mar 2023
EU27		42	-1	41	3	10	0	5	-2	2	0	83	2	15	-2
BE		44	2	42	1	10	-2	3	-1	1	0	86	3	13	-3
BG		48	1	33	0	9	0	6	-2	4	1	81	1	15	-2
CZ		46	4	38	1	9	-1	5	-3	2	-1	84	5	14	-4
DK		72	-3	22	5	3	1	2	-1	1	-2	94	2	5	0
DE		41	3	42	3	9	-2	5	-4	3	0	83	6	14	-6
EE		53	2	34	-2	6	0	6	2	1	-2	87	0	12	2
IE		62	1	28	-3	4	1	5	2	1	-1	90	-2	9	3
EL		51	-2	33	0	6	-2	8	3	2	1	84	-2	14	1
ES		49	-2	35	0	9	3	6	0	1	-1	84	-2	15	3
FR		41	-2	41	1	11	3	4	-2	3	0	82	-1	15	1
HR		44	5	42	1	10	-2	2	-4	2	0	86	6	12	-6
IT		35	-5	48	8	11	-2	5	0	1	-1	83	3	16	-2
CY		55	3	32	-4	7	3	4	0	2	-2	87	-1	11	3
LV		49	10	32	-7	11	1	6	-2	2	-2	81	3	17	-1
LT		49	-2	33	4	9	3	8	-3	1	-2	82	2	17	0
LU		59	10	31	-9	5	-2	4	1	1	0	90	1	9	-1
HU		48	12	43	2	7	-6	1	-7	1	-1	91	14	8	-13
MT		70	5	14	-6	4	2	10	-1	2	0	84	-1	14	1
NL		64	-7	27	2	6	2	2	2	1	1	91	-5	8	4
AT		40	5	39	1	11	-1	9	-3	1	-2	79	6	20	-4
PL		29	-7	53	10	12	-1	5	-1	1	-1	82	3	17	-2
PT		25	-14	53	17	8	0	11	-1	3	-2	78	3	19	-1
RO		20	-6	44	3	24	4	10	-1	2	0	64	-3	34	3
SI		44	-1	39	7	8	-3	8	-2	1	-1	83	6	16	-5
SK		38	-2	46	5	10	1	5	-3	1	-1	84	3	15	-2
FI		55	0	35	2	6	1	3	-2	1	-1	90	2	9	-1
SE		74	7	20	-6	3	0	2	-1	1	0	94	1	5	-1

Special Eurobarometer 551
The Digital Decade





























QC2 Would you consider that the digitalisation of daily public and private services is making your life easier or more difficult?
(%)

		Much easier	Easier	More difficult	Much more difficult	No change/does not impact your life	Don't know	Total 'Easier'	Total 'More difficult'
EU27		19	54	18	5	3	1	73	23
BE		19	58	17	5	1	0	77	22
BG		19	54	12	4	9	2	73	16
CZ		24	54	13	4	4	1	78	17
DK		39	44	12	3	0	2	83	15
DE		19	51	22	3	3	2	70	25
EE		34	47	9	4	5	1	81	13
IE		25	51	14	5	3	2	76	19
EL		26	49	12	6	7	0	75	18
ES		23	50	15	8	3	1	73	23
FR		12	52	23	9	2	2	64	32
HR		30	53	11	4	2	0	83	15
IT		12	59	21	5	2	1	71	26
CY		35	44	12	6	2	1	79	18
LV		28	50	14	4	3	1	78	18
LT		27	48	13	4	7	1	75	17
LU		29	51	11	4	3	2	80	15
HU		17	66	11	2	3	1	83	13
MT		47	33	7	6	6	1	80	13
NL		29	54	13	2	1	1	83	15
AT		19	52	21	4	3	1	71	25
PL		17	64	13	2	3	1	81	15
PT		10	64	13	2	9	2	74	15
RO		16	43	28	6	5	2	59	34
SI		19	55	17	3	5	1	74	20
SK		19	63	11	2	4	1	82	13
FI		28	50	15	4	1	2	78	19
SE		38	50	10	2	0	0	88	12

Special Eurobarometer 551
The Digital Decade

QC3.1 In your opinion, how significantly would the following improvements facilitate your daily use of digital technologies?





























Availability and affordability of high-speed Internet connection (%)

		Very significant		Fairly significant		Not very significant		Not at all significant		Don't know		Total 'Significant'		Total 'Not significant'	
		Mar/Apr 2024	Diff. Mar/Apr 2024 - Mar 2023	Mar/Apr 2024	Diff. Mar/Apr 2024 - Mar 2023	Mar/Apr 2024	Diff. Mar/Apr 2024 - Mar 2023	Mar/Apr 2024	Diff. Mar/Apr 2024 - Mar 2023	Mar/Apr 2024	Diff. Mar/Apr 2024 - Mar 2023	Mar/Apr 2024	Diff. Mar/Apr 2024 - Mar 2023	Mar/Apr 2024	Diff. Mar/Apr 2024 - Mar 2023
EU27		40	-1	40	6	12	-1	5	-3	3	-1	80	5	17	-4
BE		45	3	41	1	9	-4	4	0	1	0	86	4	13	-4
BG		49	-3	33	3	7	2	8	1	3	-3	82	0	15	3
CZ		46	1	36	7	10	-3	5	-4	3	-1	82	8	15	-7
DK		63	24	25	-3	8	-10	3	-8	1	-3	88	21	11	-18
DE		41	2	35	2	15	0	5	-4	4	0	76	4	20	-4
EE		47	-5	33	4	12	2	7	3	1	-4	80	-1	19	5
IE		67	7	22	-9	5	1	3	0	3	1	89	-2	8	1
EL		54	-8	31	3	7	3	6	4	2	-2	85	-5	13	7
ES		45	-9	39	8	9	3	6	-1	1	-1	84	-1	15	2
FR		42	-2	36	5	12	0	6	-1	4	-2	78	3	18	-1
HR		44	-2	40	5	12	-1	3	-1	1	-1	84	3	15	-2
IT		32	-4	48	7	12	-1	6	-2	2	0	80	3	18	-3
CY		57	-2	31	-1	8	7	3	1	1	-5	88	-3	11	8
LV		56	13	29	-6	8	-2	5	-2	2	-3	85	7	13	-4
LT		39	5	39	7	12	-2	5	-8	5	-2	78	12	17	-10
LU		54	7	30	-7	9	0	6	1	1	-1	84	0	15	1
HU		38	-2	44	7	13	1	4	-4	1	-2	82	5	17	-3
MT		67	0	22	6	2	0	6	-4	3	-2	89	6	8	-4
NL		53	17	36	5	9	-15	2	-6	0	-1	89	22	11	-21
AT		36	-1	40	9	13	-2	8	-5	3	-1	76	8	21	-7
PL		27	-7	53	11	13	0	4	-3	3	-1	80	4	17	-3
PT		36	-9	43	11	5	-1	11	0	5	-1	79	2	16	-1
RO		25	-8	43	7	20	3	9	0	3	-2	68	-1	29	3
SI		49	0	35	8	10	-1	6	-4	0	-3	84	8	16	-5
SK		47	-4	41	8	8	2	3	-3	1	-3	88	4	11	-1
FI		32	-2	34	2	24	3	9	0	1	-3	66	0	33	3
SE		40	11	37	6	17	-8	6	-7	0	-2	77	17	23	-15

Special Eurobarometer 551
The Digital Decade

QC3.2 In your opinion, how significantly would the following improvements facilitate your daily use of digital technologies?



























Digital products and online services better adapted to your personal needs, including immersive technologies (%)

		Very significant		Fairly significant		Not very significant		Not at all significant		Don't know		Total 'Significant'		Total 'Not significant'	
		Mar/Apr 2024	Diff. Mar/Apr 2024 - Mar 2023	Mar/Apr 2024	Diff. Mar/Apr 2024 - Mar 2023	Mar/Apr 2024	Diff. Mar/Apr 2024 - Mar 2023	Mar/Apr 2024	Diff. Mar/Apr 2024 - Mar 2023	Mar/Apr 2024	Diff. Mar/Apr 2024 - Mar 2023	Mar/Apr 2024	Diff. Mar/Apr 2024 - Mar 2023	Mar/Apr 2024	Diff. Mar/Apr 2024 - Mar 2023
EU27		30	-1	47	6	14	-1	6	-2	3	-2	77	5	20	-3
BE		34	2	50	7	11	-7	4	-2	1	0	84	9	15	-9
BG		35	-7	41	6	10	2	9	1	5	-2	76	-1	19	3
CZ		24	-3	51	8	16	0	5	-5	4	0	75	5	21	-5
DK		41	6	43	6	11	-5	3	-5	2	-2	84	12	14	-10
DE		28	3	48	6	15	-3	4	-6	5	0	76	9	19	-9
EE		26	-12	45	7	14	2	10	5	5	-2	71	-5	24	7
IE		52	2	34	-2	7	0	3	-1	4	1	86	0	10	-1
EL		42	-4	37	1	10	1	8	5	3	-3	79	-3	18	6
ES		40	-4	41	3	10	1	7	0	2	0	81	-1	17	1
FR		26	-3	47	6	15	-1	8	1	4	-3	73	3	23	0
HR		40	4	44	1	11	-2	4	-1	1	-2	84	5	15	-3
IT		33	4	50	4	11	-5	4	-3	2	0	83	8	15	-8
CY		52	-2	33	0	10	7	3	0	2	-5	85	-2	13	7
LV		33	4	43	1	14	2	5	-4	5	-3	76	5	19	-2
LT		31	2	44	5	11	-1	6	-6	8	0	75	7	17	-7
LU		40	10	40	-5	10	-5	8	0	2	0	80	5	18	-5
HU		35	4	47	2	11	-1	4	-6	3	1	82	6	15	-7
MT		52	-1	32	4	5	2	7	-3	4	-2	84	3	12	-1
NL		26	1	51	10	18	-6	4	-5	1	0	77	11	22	-11
AT		30	1	43	4	14	1	8	-5	5	-1	73	5	22	-4
PL		22	-5	54	8	16	2	4	-4	4	-1	76	3	20	-2
PT		30	-9	47	11	6	-2	12	1	5	-1	77	2	18	-1
RO		24	-2	43	5	21	3	9	-3	3	-3	67	3	30	0
SI		32	1	43	7	14	-3	9	-4	2	-1	75	8	23	-7
SK		35	-5	50	9	9	1	4	-3	2	-2	85	4	13	-2
FI		21	-3	42	-3	26	7	8	0	3	-1	63	-6	34	7
SE		25	-1	43	9	26	-2	5	-5	1	-1	68	8	31	-7

Special Eurobarometer 551
The Digital Decade

QC3.3 In your opinion, how significantly would the following improvements facilitate your daily use of digital technologies?





























Improved cybersecurity, better protection of online data and safety of digital technologies (%)

		Very significant	Fairly significant	Not very significant	Not at all significant	Don't know	Total 'Significant'	Total 'Not significant'
EU27		39	40	12	5	4	79	17
BE		48	39	9	3	1	87	12
BG		38	36	10	9	7	74	19
CZ		42	37	13	5	3	79	18
DK		67	25	5	2	1	92	7
DE		42	37	11	5	5	79	16
EE		41	37	11	8	3	78	19
IE		63	26	5	3	3	89	8
EL		47	35	7	7	4	82	14
ES		46	35	11	6	2	81	17
FR		39	41	11	5	4	80	16
HR		37	46	11	4	2	83	15
IT		22	52	16	7	3	74	23
CY		57	31	6	4	2	88	10
LV		49	34	9	5	3	83	14
LT		35	40	12	6	7	75	18
LU		54	32	7	5	2	86	12
HU		33	49	13	4	1	82	17
MT		69	19	3	6	3	88	9
NL		69	23	6	1	1	92	7
AT		37	40	12	7	4	77	19
PL		24	53	15	4	4	77	19
PT		37	40	5	12	6	77	17
RO		24	42	20	10	4	66	30
SI		46	35	11	7	1	81	18
SK		46	39	9	4	2	85	13
FI		50	35	10	3	2	85	13
SE		73	20	5	2	0	93	7

Special Eurobarometer 551
The Digital Decade

QC3.4 In your opinion, how significantly would the following improvements facilitate your daily use of digital technologies?





























More education and training to develop your skills for using digital services (%)

		Very significant		Fairly significant		Not very significant		Not at all significant		Don't know		Total 'Significant'		Total 'Not significant'	
		Mar/Apr 2024	Diff. Mar/Apr 2024 - Mar 2023	Mar/Apr 2024	Diff. Mar/Apr 2024 - Mar 2023	Mar/Apr 2024	Diff. Mar/Apr 2024 - Mar 2023	Mar/Apr 2024	Diff. Mar/Apr 2024 - Mar 2023	Mar/Apr 2024	Diff. Mar/Apr 2024 - Mar 2023	Mar/Apr 2024	Diff. Mar/Apr 2024 - Mar 2023	Mar/Apr 2024	Diff. Mar/Apr 2024 - Mar 2023
EU27		28	0	44	5	17	-1	8	-3	3	-1	72	5	25	-4
BE		30	3	49	7	16	-6	5	-3	0	-1	79	10	21	-9
BG		32	-7	41	7	13	4	10	-1	4	-3	73	0	23	3
CZ		24	3	47	6	17	-2	9	-5	3	-2	71	9	26	-7
DK		35	7	35	4	20	-2	9	-5	1	-4	70	11	29	-7
DE		26	5	42	5	19	-3	9	-6	4	-1	68	10	28	-9
EE		30	-3	44	5	15	-1	7	1	4	-2	74	2	22	0
IE		52	0	28	-2	10	1	7	2	3	-1	80	-2	17	3
EL		46	-4	37	3	8	0	8	4	1	-3	83	-1	16	4
ES		41	-3	42	5	11	1	5	-2	1	-1	83	2	16	-1
FR		23	-2	46	7	19	2	8	-4	4	-3	69	5	27	-2
HR		35	0	45	5	13	-2	5	-2	2	-1	80	5	18	-4
IT		28	-1	52	5	12	-4	6	0	2	0	80	4	18	-4
CY		57	0	33	1	6	4	4	1	0	-6	90	1	10	5
LV		32	0	40	4	15	0	10	-1	3	-3	72	4	25	-1
LT		31	2	43	5	14	1	6	-6	6	-2	74	7	20	-5
LU		40	14	36	-10	13	-4	9	2	2	-2	76	4	22	-2
HU		30	2	46	11	16	-4	6	-8	2	-1	76	13	22	-12
MT		50	3	33	2	5	-1	9	-2	3	-2	83	5	14	-3
NL		23	5	41	7	29	-1	7	-9	0	-2	64	12	36	-10
AT		27	0	38	3	20	3	12	-5	3	-1	65	3	32	-2
PL		21	-5	51	7	20	5	5	-5	3	-2	72	2	25	0
PT		25	-12	45	10	10	0	14	2	6	0	70	-2	24	2
RO		21	-6	42	5	23	5	11	-2	3	-2	63	-1	34	3
SI		35	2	42	9	14	-3	9	-5	0	-3	77	11	23	-8
SK		31	-3	49	8	12	0	6	-3	2	-2	80	5	18	-3
FI		25	4	35	6	27	-3	12	-4	1	-3	60	10	39	-7
SE		21	3	33	5	33	1	13	-6	0	-3	54	8	46	-5

Special Eurobarometer 551
The Digital Decade

QC3.5 In your opinion, how significantly would the following improvements facilitate your daily use of digital technologies?





























Human support to help accessing and using digital technologies and services (%)

		Very significant	Fairly significant	Not very significant	Not at all significant	Don't know	Total 'Significant'	Total 'Not significant'
EU27		29	45	17	6	3	74	23
BE		30	52	12	5	1	82	17
BG		30	45	12	8	5	75	20
CZ		25	48	18	6	3	73	24
DK		33	36	19	10	2	69	29
DE		27	46	17	5	5	73	22
EE		27	44	18	8	3	71	26
IE		52	31	9	5	3	83	14
EL		45	39	9	6	1	84	15
ES		41	42	11	5	1	83	16
FR		26	42	21	7	4	68	28
HR		37	45	12	5	1	82	17
IT		28	50	14	6	2	78	20
CY		55	34	6	4	1	89	10
LV		27	42	20	7	4	69	27
LT		36	43	11	5	5	79	16
LU		41	38	12	8	1	79	20
HU		29	53	13	4	1	82	17
MT		49	33	7	7	4	82	14
NL		36	37	20	7	0	73	27
AT		25	46	18	8	3	71	26
PL		17	53	21	5	4	70	26
PT		26	48	10	11	5	74	21
RO		19	41	25	11	4	60	36
SI		34	46	13	7	0	80	20
SK		31	50	11	6	2	81	17
FI		23	31	29	16	1	54	45
SE		19	26	35	20	0	45	55

Special Eurobarometer 551
The Digital Decade

QC4.1 In your opinion, how important should each of the following actions related to digital technologies be for public authorities?





























Building efficient and secure digital infrastructures including connectivity and data processing facilities (%)

		Very important	Fairly important	Not very important	Not at all important	Don't know	Total 'Important'	Total 'Not important'
EU27		42	42	8	2	6	84	10
BE		36	50	9	3	2	86	12
BG		44	37	8	4	7	81	12
CZ		39	42	9	4	6	81	13
DK		56	34	5	0	5	90	5
DE		44	41	6	2	7	85	8
EE		38	47	7	3	5	85	10
IE		58	32	4	1	5	90	5
EL		43	41	4	1	11	84	5
ES		53	32	6	2	7	85	8
FR		37	40	10	3	10	77	13
HR		42	47	7	1	3	89	8
IT		34	50	10	3	3	84	13
CY		47	38	7	3	5	85	10
LV		39	42	7	2	10	81	9
LT		42	43	5	1	9	85	6
LU		51	33	6	5	5	84	11
HU		48	46	4	1	1	94	5
MT		68	24	4	1	3	92	5
NL		60	31	6	1	2	91	7
AT		37	43	9	3	8	80	12
PL		26	58	10	1	5	84	11
PT		33	50	6	2	9	83	8
RO		25	46	18	4	7	71	22
SI		46	41	7	3	3	87	10
SK		37	50	7	2	4	87	9
FI		61	34	2	1	2	95	3
SE		73	23	2	1	1	96	3

Special Eurobarometer 551
The Digital Decade

QC4.2 In your opinion, how important should each of the following actions related to digital technologies be for public authorities?





























Increasing research and innovation to have more secure and strong digital technologies (%)

		Very important	Fairly important	Not very important	Not at all important	Don't know	Total 'Important'	Total 'Not important'
EU27		44	42	8	2	4	86	10
BE		38	51	8	2	1	89	10
BG		42	42	7	3	6	84	10
CZ		40	44	9	3	4	84	12
DK		68	26	4	0	2	94	4
DE		47	39	6	2	6	86	8
EE		48	41	5	2	4	89	7
IE		60	32	3	1	4	92	4
EL		50	37	4	1	8	87	5
ES		62	27	5	2	4	89	7
FR		38	44	8	2	8	82	10
HR		42	45	9	1	3	87	10
IT		38	48	9	3	2	86	12
CY		53	34	6	2	5	87	8
LV		40	42	7	3	8	82	10
LT		48	39	5	1	7	87	6
LU		53	36	5	3	3	89	8
HU		46	46	6	1	1	92	7
MT		72	23	2	1	2	95	3
NL		62	30	6	1	1	92	7
AT		38	44	11	3	4	82	14
PL		28	57	9	2	4	85	11
PT		33	52	6	2	7	85	8
RO		21	48	20	4	7	69	24
SI		35	49	10	3	3	84	13
SK		37	48	9	2	4	85	11
FI		54	40	3	1	2	94	4
SE		71	25	2	1	1	96	3

Special Eurobarometer 551
The Digital Decade

QC4.3 In your opinion, how important should each of the following actions related to digital technologies be for public authorities?





























Ensuring that European companies can grow and become European Champions able to compete globally (%)

		Very important	Fairly important	Not very important	Not at all important	Don't know	Total 'Important'	Total 'Not important'
EU27		38	44	10	3	5	82	13
BE		35	48	13	3	1	83	16
BG		39	42	8	3	8	81	11
CZ		40	42	11	3	4	82	14
DK		49	38	9	1	3	87	10
DE		40	41	11	2	6	81	13
EE		34	42	12	5	7	76	17
IE		60	31	4	1	4	91	5
EL		42	43	8	1	6	85	9
ES		49	34	9	4	4	83	13
FR		34	42	12	3	9	76	15
HR		40	49	7	1	3	89	8
IT		36	49	9	3	3	85	12
CY		53	34	5	4	4	87	9
LV		34	41	12	3	10	75	15
LT		49	38	5	1	7	87	6
LU		46	37	8	5	4	83	13
HU		46	47	5	1	1	93	6
MT		63	24	7	2	4	87	9
NL		36	41	18	4	1	77	22
AT		39	40	11	4	6	79	15
PL		29	58	8	1	4	87	9
PT		33	51	7	2	7	84	9
RO		22	47	19	6	6	69	25
SI		35	47	11	3	4	82	14
SK		36	49	8	2	5	85	10
FI		44	42	10	1	3	86	11
SE		41	40	14	3	2	81	17

Special Eurobarometer 551
The Digital Decade

QC4.4 In your opinion, how important should each of the following actions related to digital technologies be for public authorities?




























Shaping the development of Artificial Intelligence and other digital technologies to ensure they respect our rights and values (%)

		Very important	Fairly important	Not very important	Not at all important	Don't know	Total 'Important'	Total 'Not important'
EU27		36	42	12	4	6	78	16
BE		35	46	13	4	2	81	17
BG		40	36	12	4	8	76	16
CZ		33	39	17	5	6	72	22
DK		54	34	6	3	3	88	9
DE		37	40	12	4	7	77	16
EE		32	38	15	7	8	70	22
IE		56	31	5	2	6	87	7
EL		39	42	7	2	10	81	9
ES		48	31	11	5	5	79	16
FR		31	39	15	6	9	70	21
HR		33	48	13	3	3	81	16
IT		30	52	11	4	3	82	15
CY		50	31	8	7	4	81	15
LV		35	39	11	5	10	74	16
LT		41	36	7	3	13	77	10
LU		42	34	9	10	5	76	19
HU		44	45	8	1	2	89	9
MT		68	23	1	2	6	91	3
NL		56	29	9	5	1	85	14
AT		37	41	9	7	6	78	16
PL		20	60	12	2	6	80	14
PT		31	48	10	2	9	79	12
RO		20	45	22	6	7	65	28
SI		31	43	17	6	3	74	23
SK		30	45	13	5	7	75	18
FI		65	24	6	2	3	89	8
SE		71	21	4	2	2	92	6

Special Eurobarometer 551
The Digital Decade

QC4.5 In your opinion, how important should each of the following actions related to digital technologies be for public authorities?





























Ensuring that people receive proper human support to accompany the transformation brought by the digital technologies and services in their lives (%)

		Very important	Fairly important	Not very important	Not at all important	Don't know	Total 'Important'	Total 'Not important'
EU27		46	42	7	2	3	88	9
BE		44	46	6	3	1	90	9
BG		45	38	8	3	6	83	11
CZ		39	46	8	2	5	85	10
DK		58	35	5	1	1	93	6
DE		47	42	6	2	3	89	8
EE		38	45	8	4	5	83	12
IE		66	27	3	1	3	93	4
EL		51	39	5	1	4	90	6
ES		61	31	4	2	2	92	6
FR		41	44	8	2	5	85	10
HR		41	48	7	2	2	89	9
IT		45	44	7	2	2	89	9
CY		54	34	5	4	3	88	9
LV		38	44	7	3	8	82	10
LT		48	40	4	1	7	88	5
LU		54	34	6	4	2	88	10
HU		47	45	6	1	1	92	7
MT		70	24	2	1	3	94	3
NL		61	31	6	1	1	92	7
AT		47	41	7	3	2	88	10
PL		26	58	10	1	5	84	11
PT		40	48	4	2	6	88	6
RO		25	43	20	6	6	68	26
SI		45	43	7	3	2	88	10
SK		35	50	9	2	4	85	11
FI		45	44	7	2	2	89	9
SE		68	27	4	0	1	95	4

Special Eurobarometer 551
The Digital Decade





























QC4.6 In your opinion, how important should each of the following actions related to digital technologies be for public authorities?

Ensuring that digital technologies serve the green transition (%)

		Very important	Fairly important	Not very important	Not at all important	Don't know	Total 'Important'	Total 'Not important'
EU27		37	44	11	3	5	81	14
BE		35	46	14	3	2	81	17
BG		34	40	12	5	9	74	17
CZ		24	51	13	6	6	75	19
DK		56	34	7	1	2	90	8
DE		38	42	10	4	6	80	14
EE		21	40	17	11	11	61	28
IE		52	37	4	2	5	89	6
EL		43	43	7	1	6	86	8
ES		51	34	8	2	5	85	10
FR		36	43	12	3	6	79	15
HR		39	47	10	2	2	86	12
IT		31	49	13	4	3	80	17
CY		49	36	7	5	3	85	12
LV		28	44	11	5	12	72	16
LT		36	46	8	2	8	82	10
LU		44	36	11	5	4	80	16
HU		41	46	9	2	2	87	11
MT		66	23	3	1	7	89	4
NL		48	35	11	4	2	83	15
AT		39	40	10	7	4	79	17
PL		21	60	11	3	5	81	14
PT		30	52	8	2	8	82	10
RO		20	44	23	6	7	64	29
SI		34	46	12	4	4	80	16
SK		31	48	13	2	6	79	15
FI		40	40	13	4	3	80	17
SE		67	24	6	2	1	91	8





























Special Eurobarometer 551
The Digital Decade

QC5a The European Union has regulated the behaviour of online platforms, such as social media and online marketplaces, in the EU. In the context of the enforcement of this legislation, which one of the following issues do you feel has the biggest personal impact on you? Firstly?
(%)

		Hate speech	Terrorist Content	Fake news and disinformation	Inappropriate advertising	Non-trustworthy online sellers	Non-justified removal of content	Non-transparent content moderation practices	Insufficient protections for minors	Misuse of personal data	Other (SPONTANEOUS)	None (SPONTANEOUS)	Don't know
EU27		7	5	20	6	10	4	4	14	23	0	4	3
BE		7	8	19	8	12	3	4	12	25	0	2	0
BG		6	3	21	4	6	5	5	10	29	0	6	5
CZ		7	7	17	6	13	9	5	9	23	0	1	3
DK		4	4	24	6	5	3	4	17	28	0	3	2
DE		7	4	22	5	8	3	3	14	27	0	5	2
EE		5	3	19	10	10	6	4	11	22	0	6	4
IE		6	4	21	5	10	3	4	15	24	0	6	2
EL		2	2	25	5	9	3	7	14	20	0	10	3
ES		6	3	22	4	9	3	3	21	24	0	3	2
FR		11	7	15	8	10	2	3	18	20	0	3	3
HR		9	4	22	5	10	4	6	13	23	0	3	1
IT		7	6	19	8	11	6	6	12	18	0	5	2
CY		3	7	22	8	7	2	4	29	16	0	1	1
LV		8	4	25	11	7	5	3	8	21	0	4	4
LT		8	3	25	7	11	4	4	12	15	0	7	4
LU		11	3	23	8	8	2	3	20	16	1	2	3
HU		5	3	19	8	10	7	6	13	27	0	1	1
MT		14	3	17	4	9	1	3	10	27	0	2	10
NL		6	3	26	8	9	3	4	10	29	0	2	0
AT		5	4	19	7	8	5	3	13	24	1	6	5
PL		12	8	14	5	15	4	6	12	16	0	3	5
PT		4	4	15	5	6	4	6	9	35	0	7	5
RO		4	7	21	8	11	8	9	11	14	0	3	4
SI		11	2	22	8	9	3	3	13	23	0	4	2
SK		15	3	18	6	10	6	4	13	21	0	2	2
FI		4	3	19	5	15	2	2	11	32	0	5	2
SE		2	4	37	3	8	3	2	11	27	0	1	2





























Special Eurobarometer 551
The Digital Decade

QC5b And, then? (MAX. 2 ANSWERS)
(%)

		Hate speech	Terrorist Content	Fake news and disinformation	Inappropriate advertising	Non-trustworthy online sellers	Non-justified removal of content	Non-transparent content moderation practices	Insufficient protections for minors	Misuse of personal data	Other (SPONTANEOUS)	None (SPONTANEOUS)	Don't know
EU27		16	11	27	13	19	6	8	21	25	0	1	1
BE		14	11	23	15	16	5	7	20	22	0	1	0
BG		16	8	30	14	12	6	10	19	26	0	0	1
CZ		12	10	26	15	20	9	8	17	27	0	0	0
DK		14	12	32	10	13	5	10	20	31	0	2	0
DE		16	12	27	11	18	5	6	20	28	0	1	1
EE		13	7	27	17	21	8	7	20	25	0	1	2
IE		17	8	24	16	19	7	8	19	25	0	2	1
EL		9	7	34	13	24	8	13	25	31	0	2	1
ES		15	8	28	15	19	3	8	23	27	0	1	1
FR		21	18	27	13	20	4	6	21	24	0	0	1
HR		17	9	25	12	17	6	9	18	23	1	1	0
IT		13	8	25	14	19	7	11	23	23	0	0	1
CY		7	10	25	17	14	4	6	31	22	0	1	0
LV		13	6	28	18	17	8	9	13	22	0	2	2
LT		18	7	31	15	21	7	8	20	21	0	1	1
LU		15	10	24	11	15	5	7	25	27	1	1	1
HU		13	8	29	16	21	7	9	16	22	0	0	0
MT		28	6	27	12	27	7	7	18	28	0	1	1
NL		17	8	29	10	19	5	9	17	30	0	1	0
AT		15	14	27	14	22	11	9	24	30	1	2	1
PL		20	12	20	10	17	6	8	19	16	0	0	1
PT		10	10	34	15	12	5	10	17	21	0	0	1
RO		12	10	23	13	18	9	11	15	19	0	1	0
SI		18	7	23	18	18	3	5	21	26	0	1	0
SK		23	8	26	12	18	6	7	22	21	0	1	0
FI		15	11	32	11	20	4	6	27	27	0	2	1
SE		16	15	36	17	17	8	9	25	28	0	2	1





























Special Eurobarometer 551
The Digital Decade

QC5T The European Union has regulated the behaviour of online platforms, such as social media and online marketplaces, in the EU. In the context of the enforcement of this legislation, which one of the following issues do you feel has the biggest personal impact on you? Firstly? And then?
(%)

		Hate speech	Terrorist Content	Fake news and disinformation	Inappropriate advertising	Non-trustworthy online sellers	Non-justified removal of content	Non-transparent content moderation practices	Insufficient protections for minors	Misuse of personal data	Other (SPONTANEOUS)	None (SPONTANEOUS)	Don't know
EU27		22	15	45	18	27	9	12	33	46	0	4	3
BE		22	19	42	23	28	8	10	32	46	0	2	0
BG		20	11	47	17	16	11	14	27	53	0	6	5
CZ		18	16	42	20	31	17	13	25	49	0	1	3
DK		18	16	54	15	18	7	13	36	57	0	3	2
DE		21	15	48	14	25	7	9	32	53	0	5	2
EE		16	10	43	25	29	13	10	30	44	0	6	4
IE		22	11	43	19	28	9	12	33	47	0	6	2
EL		10	9	54	16	30	10	19	35	47	0	10	3
ES		20	11	49	18	27	6	11	43	50	0	3	2
FR		30	24	41	20	28	5	9	38	43	0	3	3
HR		26	12	46	17	27	10	14	30	45	1	3	1
IT		19	13	43	21	29	13	16	33	40	0	5	2
CY		10	17	47	25	21	6	9	59	37	0	1	1
LV		20	9	51	28	22	12	11	21	42	0	4	4
LT		24	9	53	20	30	10	11	30	33	0	7	4
LU		25	13	47	18	22	6	9	43	42	2	2	3
HU		18	11	48	23	31	14	15	28	49	0	1	1
MT		39	9	42	14	33	7	10	27	52	0	2	10
NL		23	10	55	18	28	7	13	26	58	0	2	0
AT		19	17	44	20	28	15	11	35	51	1	5	5
PL		31	18	32	14	30	10	13	29	31	0	3	5
PT		14	13	45	18	17	8	15	24	53	0	7	5
RO		15	16	43	20	28	16	19	25	32	0	3	4
SI		28	9	44	25	26	6	7	33	47	0	4	2
SK		37	11	43	18	27	12	10	34	41	0	2	2
FI		18	13	49	15	34	6	7	36	57	0	5	2
SE		18	19	72	19	25	10	10	35	54	0	1	2

Special Eurobarometer 551 The Digital Decade

QC6 Before this interview, were you aware that these rights that apply offline should also be respected online?
(%)

		Yes		No		Don't know	
		Mar/Apr 2024	Diff. Mar/Apr 2024 - Mar 2023	Mar/Apr 2024	Diff. Mar/Apr 2024 - Mar 2023	Mar/Apr 2024	Diff. Mar/Apr 2024 - Mar 2023
EU27		62	5	37	-4	1	-1
BE		65	-8	35	8	0	0
BG		34	0	64	1	2	-1
CZ		64	5	34	-2	2	-3
DK		82	0	17	0	1	0
DE		65	5	34	-4	1	-1
EE		73	3	25	1	2	-4
IE		60	1	38	-1	2	0
EL		50	2	49	-2	1	0
ES		65	2	35	-1	0	-1
FR		64	4	35	0	1	-4
HR		69	9	30	-9	1	0
IT		51	11	49	-11	0	0
CY		56	-4	42	4	2	0
LV		71	5	28	-3	1	-2
LT		79	2	19	0	2	-2
LU		81	-3	19	3	0	0
HU		53	6	46	-6	1	0
MT		69	7	28	-5	3	-2
NL		85	2	15	-2	0	0
AT		58	10	40	-10	2	0
PL		61	2	38	-3	1	1
PT		57	0	42	2	1	-2
RO		50	11	47	-11	3	0
SI		80	-3	19	3	1	0
SK		65	19	34	-19	1	0
FI		85	5	14	-4	1	-1
SE		82	2	17	-2	1	0

Special Eurobarometer 551 The Digital Decade





























QC7 How well do you think that the EU protects your rights in the digital environment?
(%)

		Very well		Fairly well		Not very well		Not at all well		You don't use the internet		Don't know		Total 'Well'		Total 'Not well'	
		Mar/Apr 2024	Diff. Mar/Apr 2024 - Mar 2023	Mar/Apr 2024	Diff. Mar/Apr 2024 - Mar 2023	Mar/Apr 2024	Diff. Mar/Apr 2024 - Mar 2023	Mar/Apr 2024	Diff. Mar/Apr 2024 - Mar 2023	Mar/Apr 2024	Diff. Mar/Apr 2024 - Mar 2023	Mar/Apr 2024	Diff. Mar/Apr 2024 - Mar 2023	Mar/Apr 2024	Diff. Mar/Apr 2024 - Mar 2023	Mar/Apr 2024	Diff. Mar/Apr 2024 - Mar 2023
EU27		3	-2	42	-3	36	6	8	2	3	0	8	-3	45	-5	44	8
BE		4	1	47	-6	41	8	6	2	0	-2	2	-3	51	-5	47	10
BG		3	-3	37	1	32	5	6	1	6	1	16	-5	40	-2	38	6
CZ		5	0	39	0	39	6	7	-2	2	-1	8	-3	44	0	46	4
DK		6	-5	54	1	27	8	4	2	0	-1	9	-5	60	-4	31	10
DE		3	0	38	-6	39	6	7	3	2	-1	11	-2	41	-6	46	9
EE		4	0	38	-6	33	12	8	1	4	-1	13	-6	42	-6	41	13
IE		6	-9	56	2	20	6	6	3	3	1	9	-3	62	-7	26	9
EL		2	-1	31	2	40	-1	11	1	9	1	7	-2	33	1	51	0
ES		3	-1	33	-5	44	11	11	2	2	-1	7	-6	36	-6	55	13
FR		3	0	36	0	38	7	10	1	2	-1	11	-7	39	0	48	8
HR		4	-3	52	1	31	2	7	3	3	0	3	-3	56	-2	38	5
IT		2	-4	47	-2	37	7	8	1	2	0	4	-2	49	-6	45	8
CY		8	-1	35	-9	41	12	9	3	1	-3	6	-2	43	-10	50	15
LV		6	0	36	-16	37	12	6	2	4	1	11	1	42	-16	43	14
LT		4	-1	53	-4	23	6	3	1	7	-3	10	1	57	-5	26	7
LU		9	-3	47	-5	26	4	11	4	1	0	6	0	56	-8	37	8
HU		4	-2	56	3	26	6	4	1	2	-3	8	-5	60	1	30	7
MT		6	-3	43	-13	28	17	5	3	8	-2	10	-2	49	-16	33	20
NL		4	-1	41	-11	41	13	7	4	0	0	7	-5	45	-12	48	17
AT		8	1	47	7	27	1	5	-3	2	-4	11	-2	55	8	32	-2
PL		3	-5	63	7	22	1	3	-1	4	-1	5	-1	66	2	25	0
PT		1	-2	42	-4	34	6	7	3	9	0	7	-3	43	-6	41	9
RO		4	1	41	-4	35	2	7	0	6	0	7	1	45	-3	42	2
SI		4	0	42	-5	38	8	7	0	3	0	6	-3	46	-5	45	8
SK		5	2	42	3	32	0	7	-5	3	0	11	0	47	5	39	-5
FI		5	-1	53	-8	25	8	3	1	1	-1	13	1	58	-9	28	9
SE		6	-1	44	-5	29	6	6	2	0	-1	15	-1	50	-6	35	8

Special Eurobarometer 551
The Digital Decade

QC8.1 How well do you think digital rights and principles are applied in (OUR COUNTRY) for...?





























Getting an affordable high-speed internet connection for everyone in the EU (%)

		Very well		Fairly well		Not very well		Not well at all		Don't know		Total 'Well'		Total 'Not well'	
		Mar/Apr 2024	Diff. Mar/Apr 2024 - Mar 2023	Mar/Apr 2024	Diff. Mar/Apr 2024 - Mar 2023	Mar/Apr 2024	Diff. Mar/Apr 2024 - Mar 2023	Mar/Apr 2024	Diff. Mar/Apr 2024 - Mar 2023	Mar/Apr 2024	Diff. Mar/Apr 2024 - Mar 2023	Mar/Apr 2024	Diff. Mar/Apr 2024 - Mar 2023	Mar/Apr 2024	Diff. Mar/Apr 2024 - Mar 2023
EU27		14	0	43	4	27	1	8	-1	8	-4	57	4	35	0
BE		18	1	46	0	27	3	7	0	2	-4	64	1	34	3
BG		20	-1	43	-1	18	4	4	0	15	-2	63	-2	22	4
CZ		14	5	38	3	29	-3	10	-2	9	-3	52	8	39	-5
DK		20	0	43	5	26	6	4	0	7	-11	63	5	30	6
DE		7	1	31	0	38	2	14	-1	10	-2	38	1	52	1
EE		17	1	41	8	25	-3	8	0	9	-6	58	9	33	-3
IE		17	-3	47	-1	20	5	6	-1	10	0	64	-4	26	4
EL		6	-2	31	4	32	0	19	-4	12	2	37	2	51	-4
ES		16	0	44	1	28	3	7	0	5	-4	60	1	35	3
FR		18	6	43	4	22	-1	5	-2	12	-7	61	10	27	-3
HR		11	-4	47	5	29	-2	9	3	4	-2	58	1	38	1
IT		14	-10	49	6	25	3	6	0	6	1	63	-4	31	3
CY		10	-8	42	3	32	5	7	3	9	-3	52	-5	39	8
LV		16	4	41	-3	26	-1	4	0	13	0	57	1	30	-1
LT		18	-1	51	3	16	2	2	0	13	-4	69	2	18	2
LU		31	4	43	-9	15	4	3	1	8	0	74	-5	18	5
HU		17	-1	51	9	22	-4	6	1	4	-5	68	8	28	-3
MT		16	-5	50	3	22	5	2	-2	10	-1	66	-2	24	3
NL		19	8	48	4	24	-2	4	0	5	-10	67	12	28	-2
AT		16	-1	46	11	25	3	5	-5	8	-8	62	10	30	-2
PL		15	-3	55	8	19	0	4	-2	7	-3	70	5	23	-2
PT		5	-5	32	4	41	5	7	1	15	-5	37	-1	48	6
RO		15	-3	44	5	27	2	5	-3	9	-1	59	2	32	-1
SI		11	-2	46	9	30	2	7	-2	6	-7	57	7	37	0
SK		12	-1	43	10	29	1	11	-3	5	-7	55	9	40	-2
FI		14	-4	54	6	21	2	3	0	8	-4	68	2	24	2
SE		12	2	40	2	26	1	6	0	16	-5	52	4	32	1

Special Eurobarometer 551
The Digital Decade

QC8.2 How well do you think digital rights and principles are applied in (OUR COUNTRY) for...?





























Getting basic and advanced digital education, training and skills (%)

		Very well		Fairly well		Not very well		Not well at all		Don't know		Total 'Well'		Total 'Not well'	
		Mar/Apr 2024	Diff. Mar/Apr 2024 - Mar 2023	Mar/Apr 2024	Diff. Mar/Apr 2024 - Mar 2023	Mar/Apr 2024	Diff. Mar/Apr 2024 - Mar 2023	Mar/Apr 2024	Diff. Mar/Apr 2024 - Mar 2023	Mar/Apr 2024	Diff. Mar/Apr 2024 - Mar 2023	Mar/Apr 2024	Diff. Mar/Apr 2024 - Mar 2023	Mar/Apr 2024	Diff. Mar/Apr 2024 - Mar 2023
EU27		11	-2	49	6	25	1	5	-1	10	-4	60	4	30	0
BE		13	-3	53	4	26	4	5	-1	3	-4	66	1	31	3
BG		15	-4	48	5	19	3	3	0	15	-4	63	1	22	3
CZ		13	4	44	2	28	3	5	-3	10	-6	57	6	33	0
DK		18	-4	50	8	21	5	4	-1	7	-8	68	4	25	4
DE		5	-1	46	7	31	-1	5	-2	13	-3	51	6	36	-3
EE		16	3	50	8	19	-3	2	-3	13	-5	66	11	21	-6
IE		22	1	48	-5	16	4	4	1	10	-1	70	-4	20	5
EL		7	0	34	2	34	1	9	-5	16	2	41	2	43	-4
ES		15	1	47	0	26	3	6	-1	6	-3	62	1	32	2
FR		13	1	50	8	19	-1	4	-1	14	-7	63	9	23	-2
HR		12	-4	51	8	28	-2	5	0	4	-2	63	4	33	-2
IT		9	-9	51	4	28	4	6	1	6	0	60	-5	34	5
CY		11	-7	38	1	36	10	6	1	9	-5	49	-6	42	11
LV		15	3	46	1	22	-1	2	-2	15	-1	61	4	24	-3
LT		13	-3	55	5	15	2	1	-1	16	-3	68	2	16	1
LU		27	8	48	-8	12	1	4	2	9	-3	75	0	16	3
HU		17	-3	53	9	22	-1	3	0	5	-5	70	6	25	-1
MT		19	-12	63	14	7	-2	1	1	10	-1	82	2	8	-1
NL		10	0	52	9	28	0	3	-3	7	-6	62	9	31	-3
AT		17	0	46	5	23	5	3	-4	11	-6	63	5	26	1
PL		14	-4	56	8	19	0	4	0	7	-4	70	4	23	0
PT		4	-6	46	9	27	-1	5	1	18	-3	50	3	32	0
RO		11	-5	44	6	27	1	8	-1	10	-1	55	1	35	0
SI		10	-1	48	10	29	-1	6	-3	7	-5	58	9	35	-4
SK		13	2	45	10	29	2	6	-6	7	-8	58	12	35	-4
FI		16	0	54	0	19	3	3	-1	8	-2	70	0	22	2
SE		15	0	50	5	21	0	3	0	11	-5	65	5	24	0

Special Eurobarometer 551
The Digital Decade

QC8.3 How well do you think digital rights and principles are applied in (OUR COUNTRY) for...?





























Getting fair and healthy working conditions in the digital environment, including the work-life balance (%)

		Very well		Fairly well		Not very well		Not well at all		Don't know		Total 'Well'		Total 'Not well'	
		Mar/Apr 2024	Diff. Mar/Apr 2024 - Mar 2023	Mar/Apr 2024	Diff. Mar/Apr 2024 - Mar 2023	Mar/Apr 2024	Diff. Mar/Apr 2024 - Mar 2023	Mar/Apr 2024	Diff. Mar/Apr 2024 - Mar 2023	Mar/Apr 2024	Diff. Mar/Apr 2024 - Mar 2023	Mar/Apr 2024	Diff. Mar/Apr 2024 - Mar 2023	Mar/Apr 2024	Diff. Mar/Apr 2024 - Mar 2023
EU27		11	-1	44	5	27	1	5	-2	13	-3	55	4	32	-1
BE		14	0	51	4	27	4	4	-4	4	-4	65	4	31	0
BG		7	-6	39	6	25	3	6	-1	23	-2	46	0	31	2
CZ		10	3	42	3	30	3	5	-2	13	-7	52	6	35	1
DK		13	-4	47	6	29	10	2	-4	9	-8	60	2	31	6
DE		6	1	44	6	29	2	6	-2	15	-7	50	7	35	0
EE		11	0	39	2	22	3	5	-3	23	-2	50	2	27	0
IE		19	-1	50	0	13	-1	3	2	15	0	69	-1	16	1
EL		6	0	28	0	37	2	10	-4	19	2	34	0	47	-2
ES		13	-1	36	-1	31	4	9	0	11	-2	49	-2	40	4
FR		10	2	45	13	23	-6	5	-3	17	-6	55	15	28	-9
HR		14	1	48	6	28	-4	6	1	4	-4	62	7	34	-3
IT		11	-8	47	2	30	7	5	-1	7	0	58	-6	35	6
CY		12	-8	36	0	34	9	6	1	12	-2	48	-8	40	10
LV		9	1	35	-7	28	3	4	-1	24	4	44	-6	32	2
LT		13	3	46	-2	16	2	2	-1	23	-2	59	1	18	1
LU		25	7	42	-8	15	-2	4	3	14	0	67	-1	19	1
HU		18	2	49	7	23	-3	4	0	6	-6	67	9	27	-3
MT		11	-9	54	10	19	1	2	-1	14	-1	65	1	21	0
NL		9	1	49	4	30	1	5	-2	7	-4	58	5	35	-1
AT		16	2	41	4	21	1	5	-3	17	-4	57	6	26	-2
PL		14	-4	54	9	19	1	2	-3	11	-3	68	5	21	-2
PT		4	-5	34	-4	38	11	5	1	19	-3	38	-9	43	12
RO		10	-4	40	1	31	4	7	-1	12	0	50	-3	38	3
SI		6	-2	42	6	37	5	6	-4	9	-5	48	4	43	1
SK		10	0	45	12	25	0	6	-7	14	-5	55	12	31	-7
FI		7	-3	55	6	23	3	2	-1	13	-5	62	3	25	2
SE		10	1	46	1	29	3	5	1	10	-6	56	2	34	4

Special Eurobarometer 551
The Digital Decade

QC8.4 How well do you think digital rights and principles are applied in (OUR COUNTRY) for...?





























Getting easy online access to all key public services in the EU (%)

		Very well		Fairly well		Not very well		Not well at all		Don't know		Total 'Well'		Total 'Not well'	
		Mar/Apr 2024	Diff. Mar/Apr 2024 - Mar 2023	Mar/Apr 2024	Diff. Mar/Apr 2024 - Mar 2023	Mar/Apr 2024	Diff. Mar/Apr 2024 - Mar 2023	Mar/Apr 2024	Diff. Mar/Apr 2024 - Mar 2023	Mar/Apr 2024	Diff. Mar/Apr 2024 - Mar 2023	Mar/Apr 2024	Diff. Mar/Apr 2024 - Mar 2023	Mar/Apr 2024	Diff. Mar/Apr 2024 - Mar 2023
EU27		11	-2	47	6	26	1	6	-1	10	-4	58	4	32	0
BE		13	-3	55	6	25	3	4	-2	3	-4	68	3	29	1
BG		8	-5	39	6	26	2	4	-2	23	-1	47	1	30	0
CZ		9	2	40	7	32	0	5	-5	14	-4	49	9	37	-5
DK		25	1	47	4	14	1	2	0	12	-6	72	5	16	1
DE		6	-1	43	7	33	-2	7	-1	11	-3	49	6	40	-3
EE		18	2	50	4	14	1	3	-1	15	-6	68	6	17	0
IE		18	-2	50	-1	14	0	3	1	15	2	68	-3	17	1
EL		8	0	37	1	30	3	10	-7	15	3	45	1	40	-4
ES		13	0	45	6	27	-1	7	0	8	-5	58	6	34	-1
FR		12	1	47	5	23	2	5	-2	13	-6	59	6	28	0
HR		12	-3	48	4	27	-2	8	3	5	-2	60	1	35	1
IT		11	-10	50	4	26	3	6	2	7	1	61	-6	32	5
CY		14	-3	44	-1	27	8	6	1	9	-5	58	-4	33	9
LV		12	3	47	2	22	-2	2	-2	17	-1	59	5	24	-4
LT		12	-1	50	4	17	1	3	0	18	-4	62	3	20	1
LU		29	3	46	-7	15	4	3	2	7	-2	75	-4	18	6
HU		16	-4	48	8	24	-1	5	1	7	-4	64	4	29	0
MT		11	-10	60	7	11	2	2	1	16	0	71	-3	13	3
NL		15	2	53	9	21	-5	4	-1	7	-5	68	11	25	-6
AT		17	-2	48	13	20	-1	6	-1	9	-9	65	11	26	-2
PL		14	-4	58	7	16	0	4	-1	8	-2	72	3	20	-1
PT		4	-4	51	14	23	-7	5	2	17	-5	55	10	28	-5
RO		8	-6	40	5	33	3	8	-1	11	-1	48	-1	41	2
SI		11	0	46	6	30	5	5	-5	8	-6	57	6	35	0
SK		10	-1	45	10	27	0	8	-5	10	-4	55	9	35	-5
FI		18	0	56	4	17	2	3	-1	6	-5	74	4	20	1
SE		13	0	46	7	17	-2	3	0	21	-5	59	7	20	-2

Special Eurobarometer 551
The Digital Decade

QC8.5 How well do you think digital rights and principles are applied in (OUR COUNTRY) for...?





























Getting effective freedom of choice online, also when interacting with artificial intelligence (%)

		Very well		Fairly well		Not very well		Not well at all		Don't know		Total 'Well'		Total 'Not well'	
		Mar/Apr 2024	Diff. Mar/Apr 2024 - Mar 2023	Mar/Apr 2024	Diff. Mar/Apr 2024 - Mar 2023	Mar/Apr 2024	Diff. Mar/Apr 2024 - Mar 2023	Mar/Apr 2024	Diff. Mar/Apr 2024 - Mar 2023	Mar/Apr 2024	Diff. Mar/Apr 2024 - Mar 2023	Mar/Apr 2024	Diff. Mar/Apr 2024 - Mar 2023	Mar/Apr 2024	Diff. Mar/Apr 2024 - Mar 2023
EU27		10	-1	42	4	26	3	6	-1	16	-5	52	3	32	2
BE		14	2	47	2	29	4	6	0	4	-8	61	4	35	4
BG		10	-3	36	4	22	6	5	1	27	-8	46	1	27	7
CZ		8	2	41	8	28	3	6	-3	17	-10	49	10	34	0
DK		12	-3	41	6	31	10	5	-1	11	-12	53	3	36	9
DE		4	0	39	7	31	3	7	-1	19	-9	43	7	38	2
EE		12	1	40	4	19	3	3	-2	26	-6	52	5	22	1
IE		18	-1	46	-3	15	2	4	2	17	0	64	-4	19	4
EL		8	1	32	4	30	2	8	-6	22	-1	40	5	38	-4
ES		11	-1	36	-3	31	10	8	2	14	-8	47	-4	39	12
FR		10	1	42	7	21	3	6	-1	21	-10	52	8	27	2
HR		16	1	53	10	22	-7	4	0	5	-4	69	11	26	-7
IT		15	-2	46	-2	25	4	6	0	8	0	61	-4	31	4
CY		12	-4	35	0	33	8	7	1	13	-5	47	-4	40	9
LV		8	2	37	0	24	1	3	-1	28	-2	45	2	27	0
LT		14	5	38	-3	16	3	3	-2	29	-3	52	2	19	1
LU		21	7	41	-4	14	-1	5	0	19	-2	62	3	19	-1
HU		21	5	44	5	23	-3	5	0	7	-7	65	10	28	-3
MT		11	-6	50	5	18	7	3	1	18	-7	61	-1	21	8
NL		9	2	38	4	35	3	9	-2	9	-7	47	6	44	1
AT		15	3	39	5	20	2	7	-3	19	-7	54	8	27	-1
PL		14	-5	57	13	16	-2	2	-3	11	-3	71	8	18	-5
PT		5	-1	44	8	20	-3	4	1	27	-5	49	7	24	-2
RO		11	-2	40	5	29	1	7	-2	13	-2	51	3	36	-1
SI		9	0	45	10	28	1	6	-3	12	-8	54	10	34	-2
SK		8	-1	40	7	27	6	6	-7	19	-5	48	6	33	-1
FI		7	-1	38	0	31	7	7	1	17	-7	45	-1	38	8
SE		8	1	37	2	28	2	9	4	18	-9	45	3	37	6

Special Eurobarometer 551 The Digital Decade

QC8.6 How well do you think digital rights and principles are applied in (OUR COUNTRY) for...?





























Getting access to a trustworthy, diverse and multilingual digital environment, including more diverse content, less disinformation, and less illegal content (%)

		Very well		Fairly well		Not very well		Not well at all		Don't know		Total 'Well'		Total 'Not well'	
		Mar/Apr 2024	Diff. Mar/Apr 2024 - Mar 2023	Mar/Apr 2024	Diff. Mar/Apr 2024 - Mar 2023	Mar/Apr 2024	Diff. Mar/Apr 2024 - Mar 2023	Mar/Apr 2024	Diff. Mar/Apr 2024 - Mar 2023	Mar/Apr 2024	Diff. Mar/Apr 2024 - Mar 2023	Mar/Apr 2024	Diff. Mar/Apr 2024 - Mar 2023	Mar/Apr 2024	Diff. Mar/Apr 2024 - Mar 2023
EU27		10	-2	43	3	29	4	6	-1	12	-4	53	1	35	3
BE		13	-1	51	3	28	4	5	-1	3	-5	64	2	33	3
BG		11	-3	35	0	27	6	5	1	22	-4	46	-3	32	7
CZ		10	3	39	3	30	0	7	-1	14	-5	49	6	37	-1
DK		10	-6	43	4	33	13	4	-2	10	-9	53	-2	37	11
DE		5	0	37	1	36	5	6	-2	16	-4	42	1	42	3
EE		12	1	42	2	25	4	4	-2	17	-5	54	3	29	2
IE		18	1	43	-5	20	6	5	2	14	-4	61	-4	25	8
EL		7	1	32	3	35	2	10	-5	16	-1	39	4	45	-3
ES		13	1	37	-4	33	9	9	2	8	-8	50	-3	42	11
FR		10	0	44	6	25	1	5	-3	16	-4	54	6	30	-2
HR		14	1	49	8	27	-6	5	1	5	-4	63	9	32	-5
IT		13	-6	49	0	27	7	5	-1	6	0	62	-6	32	6
CY		14	0	38	-2	32	7	5	0	11	-5	52	-2	37	7
LV		9	2	36	-6	30	6	4	0	21	-2	45	-4	34	6
LT		13	2	42	0	22	3	2	-1	21	-4	55	2	24	2
LU		26	6	46	-7	14	1	4	1	10	-1	72	-1	18	2
HU		14	-2	50	8	25	1	5	0	6	-7	64	6	30	1
MT		10	-6	47	-3	24	13	3	2	16	-6	57	-9	27	15
NL		10	3	39	3	35	1	8	-1	8	-6	49	6	43	0
AT		19	6	40	2	23	3	6	-4	12	-7	59	8	29	-1
PL		14	-3	54	8	20	1	2	-2	10	-4	68	5	22	-1
PT		6	0	43	4	26	0	5	2	20	-6	49	4	31	2
RO		8	-6	39	3	34	7	8	-3	11	-1	47	-3	42	4
SI		7	-2	47	10	32	5	4	-6	10	-7	54	8	36	-1
SK		12	2	41	5	27	3	7	-5	13	-5	53	7	34	-2
FI		9	-2	51	3	24	5	2	-2	14	-4	60	1	26	3
SE		6	-5	40	3	36	4	7	2	11	-4	46	-2	43	6

Special Eurobarometer 551
The Digital Decade

QC8.7 How well do you think digital rights and principles are applied in (OUR COUNTRY) for...?





























Getting more freedom of expression and information online e.g., via online platforms, social networks, search engines (%)

		Very well		Fairly well		Not very well		Not well at all		Don't know		Total 'Well'		Total 'Not well'	
		Mar/Apr 2024	Diff. Mar/Apr 2024 - Mar 2023	Mar/Apr 2024	Diff. Mar/Apr 2024 - Mar 2023	Mar/Apr 2024	Diff. Mar/Apr 2024 - Mar 2023	Mar/Apr 2024	Diff. Mar/Apr 2024 - Mar 2023	Mar/Apr 2024	Diff. Mar/Apr 2024 - Mar 2023	Mar/Apr 2024	Diff. Mar/Apr 2024 - Mar 2023	Mar/Apr 2024	Diff. Mar/Apr 2024 - Mar 2023
EU27		11	-2	50	3	23	2	5	-1	11	-2	61	1	28	1
BE		13	-1	51	-3	27	6	6	1	3	-3	64	-4	33	7
BG		15	-10	43	3	21	8	5	2	16	-3	58	-7	26	10
CZ		12	3	45	-3	26	6	5	-1	12	-5	57	0	31	5
DK		14	-7	48	4	26	11	4	0	8	-8	62	-3	30	11
DE		8	1	48	1	26	1	5	0	13	-3	56	2	31	1
EE		13	-3	50	3	18	3	3	-1	16	-2	63	0	21	2
IE		17	-3	50	-3	16	5	5	3	12	-2	67	-6	21	8
EL		8	-2	43	6	25	-1	9	-4	15	1	51	4	34	-5
ES		13	-3	43	-5	29	11	7	1	8	-4	56	-8	36	12
FR		9	-2	50	8	21	-2	6	0	14	-4	59	6	27	-2
HR		14	-4	55	5	21	0	5	1	5	-2	69	1	26	1
IT		10	-10	54	5	24	3	5	1	7	1	64	-5	29	4
CY		11	-5	50	0	26	9	4	1	9	-5	61	-5	30	10
LV		10	0	44	-3	25	4	3	-1	18	0	54	-3	28	3
LT		16	2	51	1	13	2	1	-1	19	-4	67	3	14	1
LU		25	7	47	-9	14	2	7	3	7	-3	72	-2	21	5
HU		17	-2	50	8	25	2	3	-2	5	-6	67	6	28	0
MT		17	-8	51	0	18	12	2	1	12	-5	68	-8	20	13
NL		11	-1	52	1	25	4	6	-1	6	-3	63	0	31	3
AT		18	0	47	7	21	3	6	-2	8	-8	65	7	27	1
PL		15	-2	58	6	16	-1	3	-1	8	-2	73	4	19	-2
PT		5	-4	53	9	20	-2	4	1	18	-4	58	5	24	-1
RO		10	-5	46	5	28	4	6	-3	10	-1	56	0	34	1
SI		10	-4	49	10	27	2	6	-2	8	-6	59	6	33	0
SK		9	-2	48	7	27	6	7	-6	9	-5	57	5	34	0
FI		9	-4	62	9	13	0	2	-1	14	-4	71	5	15	-1
SE		15	2	54	2	17	-1	4	1	10	-4	69	4	21	0

Special Eurobarometer 551
The Digital Decade

QC8.8 How well do you think digital rights and principles are applied in (OUR COUNTRY) for...?





























Getting freedom of assembly and of association in the digital environment (%)

		Very well		Fairly well		Not very well		Not well at all		Don't know	Total 'Well'		Total 'Not well'		
		Mar/Apr 2024	Diff. Mar/Apr 2024 - Mar 2023	Mar/Apr 2024	Diff. Mar/Apr 2024 - Mar 2023	Mar/Apr 2024	Diff. Mar/Apr 2024 - Mar 2023	Mar/Apr 2024	Diff. Mar/Apr 2024 - Mar 2023		Mar/Apr 2024	Diff. Mar/Apr 2024 - Mar 2023	Mar/Apr 2024	Diff. Mar/Apr 2024 - Mar 2023	
EU27		11	-4	48	3	22	4	5	0	14	-3	59	-1	27	4
BE		12	-3	58	3	22	5	4	1	4	-6	70	0	26	6
BG		12	-6	37	-1	22	7	4	1	25	-1	49	-7	26	8
CZ		10	0	46	3	26	5	4	-2	14	-6	56	3	30	3
DK		23	-7	51	8	14	6	2	0	10	-7	74	1	16	6
DE		7	-1	46	2	24	2	6	1	17	-4	53	1	30	3
EE		13	0	44	2	15	1	3	-1	25	-2	57	2	18	0
IE		14	-5	49	-1	15	4	4	3	18	-1	63	-6	19	7
EL		6	-2	39	3	26	2	6	-3	23	0	45	1	32	-1
ES		13	-3	43	-3	27	11	5	0	12	-5	56	-6	32	11
FR		10	-1	51	6	16	0	4	0	19	-5	61	5	20	0
HR		14	-2	52	3	22	-2	7	4	5	-3	66	1	29	2
IT		9	-12	50	1	25	6	7	4	9	1	59	-11	32	10
CY		9	-6	49	2	24	7	6	2	12	-5	58	-4	30	9
LV		13	3	45	0	20	0	2	-1	20	-2	58	3	22	-1
LT		20	-2	48	1	12	4	1	0	19	-3	68	-1	13	4
LU		24	5	46	-10	13	7	4	2	13	-4	70	-5	17	9
HU		12	-6	47	9	28	4	6	1	7	-8	59	3	34	5
MT		14	-3	51	2	9	1	2	0	24	0	65	-1	11	1
NL		19	-1	55	3	15	3	2	-1	9	-4	74	2	17	2
AT		17	0	44	9	14	-2	6	-2	19	-5	61	9	20	-4
PL		12	-6	55	9	18	-1	5	0	10	-2	67	3	23	-1
PT		5	-5	48	4	19	1	4	1	24	-1	53	-1	23	2
RO		11	-5	40	4	30	2	7	-1	12	0	51	-1	37	1
SI		10	-2	52	7	23	2	5	-2	10	-5	62	5	28	0
SK		8	-3	47	7	25	4	7	-4	13	-4	55	4	32	0
FI		21	-9	57	11	8	1	1	0	13	-3	78	2	9	1
SE		29	8	51	-3	6	-3	2	1	12	-3	80	5	8	-2

Special Eurobarometer 551
The Digital Decade

QC8.9 How well do you think digital rights and principles are applied in (OUR COUNTRY) for...?





























Getting access to safe and privacy-friendly digital technologies (%)

		Very well		Fairly well		Not very well		Not well at all		Don't know		Total 'Well'		Total 'Not well'	
		Mar/Apr 2024	Diff. Mar/Apr 2024 - Mar 2023	Mar/Apr 2024	Diff. Mar/Apr 2024 - Mar 2023	Mar/Apr 2024	Diff. Mar/Apr 2024 - Mar 2023	Mar/Apr 2024	Diff. Mar/Apr 2024 - Mar 2023	Mar/Apr 2024	Diff. Mar/Apr 2024 - Mar 2023	Mar/Apr 2024	Diff. Mar/Apr 2024 - Mar 2023	Mar/Apr 2024	Diff. Mar/Apr 2024 - Mar 2023
EU27		11	-2	44	2	28	3	6	-1	11	-2	55	0	34	2
BE		13	-1	53	6	25	0	5	-1	4	-4	66	5	30	-1
BG		8	-5	38	6	27	3	6	0	21	-4	46	1	33	3
CZ		9	2	46	4	27	1	4	-2	14	-5	55	6	31	-1
DK		16	-8	53	15	21	3	3	-1	7	-9	69	7	24	2
DE		6	-1	45	1	30	4	5	-1	14	-3	51	0	35	3
EE		11	-1	42	-1	25	7	5	0	17	-5	53	-2	30	7
IE		15	-3	49	-3	16	2	6	4	14	0	64	-6	22	6
EL		5	-1	37	6	31	1	9	-8	18	2	42	5	40	-7
ES		12	-3	36	-3	35	10	9	1	8	-5	48	-6	44	11
FR		13	3	34	0	32	4	8	-4	13	-3	47	3	40	0
HR		13	-3	51	7	27	-1	5	2	4	-5	64	4	32	1
IT		10	-9	49	1	27	6	8	2	6	0	59	-8	35	8
CY		11	-3	43	-3	31	10	5	0	10	-4	54	-6	36	10
LV		9	0	41	-3	27	3	3	0	20	0	50	-3	30	3
LT		13	1	45	-1	17	2	2	-1	23	-1	58	0	19	1
LU		25	5	38	-13	20	6	9	2	8	0	63	-8	29	8
HU		15	-3	50	8	23	-1	5	0	7	-4	65	5	28	-1
MT		14	-5	48	-4	24	12	2	1	12	-4	62	-9	26	13
NL		12	2	53	0	24	0	2	-1	9	-1	65	2	26	-1
AT		17	-1	50	11	18	-2	4	-3	11	-5	67	10	22	-5
PL		14	-4	56	9	18	-2	3	-1	9	-2	70	5	21	-3
PT		4	-4	46	9	27	-1	5	1	18	-5	50	5	32	0
RO		8	-7	38	2	34	6	8	-1	12	0	46	-5	42	5
SI		8	-2	49	9	31	3	4	-4	8	-6	57	7	35	-1
SK		10	-2	45	9	27	1	6	-6	12	-2	55	7	33	-5
FI		17	-6	58	5	17	4	2	0	6	-3	75	-1	19	4
SE		11	-2	43	-2	32	4	7	3	7	-3	54	-4	39	7

Special Eurobarometer 551
The Digital Decade

QC8.10 How well do you think digital rights and principles are applied in (OUR COUNTRY) for...?





























Getting privacy online, i.e., respect for the confidentiality of communications and information on devices (%)

		Very well		Fairly well		Not very well		Not well at all		Don't know		Total 'Well'		Total 'Not well'	
		Mar/Apr 2024	Diff. Mar/Apr 2024 - Mar 2023	Mar/Apr 2024	Diff. Mar/Apr 2024 - Mar 2023	Mar/Apr 2024	Diff. Mar/Apr 2024 - Mar 2023	Mar/Apr 2024	Diff. Mar/Apr 2024 - Mar 2023	Mar/Apr 2024	Diff. Mar/Apr 2024 - Mar 2023	Mar/Apr 2024	Diff. Mar/Apr 2024 - Mar 2023	Mar/Apr 2024	Diff. Mar/Apr 2024 - Mar 2023
EU27		11	-1	40	1	31	4	8	-1	10	-3	51	0	39	3
BE		13	0	47	2	30	4	6	-3	4	-3	60	2	36	1
BG		7	-5	37	3	29	5	7	2	20	-5	44	-2	36	7
CZ		10	2	40	2	32	1	6	-1	12	-4	50	4	38	0
DK		15	-7	43	7	32	9	5	-1	5	-8	58	0	37	8
DE		5	-1	38	3	36	3	9	-3	12	-2	43	2	45	0
EE		11	-1	36	-3	34	12	7	0	12	-8	47	-4	41	12
IE		17	-1	45	-4	19	3	7	4	12	-2	62	-5	26	7
EL		6	-1	29	4	35	4	16	-7	14	0	35	3	51	-3
ES		13	-1	30	-9	36	12	13	4	8	-6	43	-10	49	16
FR		12	3	35	4	32	0	9	-3	12	-4	47	7	41	-3
HR		12	-2	49	5	27	-3	8	3	4	-3	61	3	35	0
IT		14	-5	43	-2	30	6	7	1	6	0	57	-7	37	7
CY		13	-2	34	-4	40	13	5	-1	8	-6	47	-6	45	12
LV		10	1	38	-6	31	7	4	0	17	-2	48	-5	35	7
LT		11	0	41	0	24	3	3	-1	21	-2	52	0	27	2
LU		24	7	42	-11	19	4	9	3	6	-3	66	-4	28	7
HU		18	1	47	6	22	-2	6	0	7	-5	65	7	28	-2
MT		14	-3	42	-10	28	14	3	1	13	-2	56	-13	31	15
NL		9	-2	45	0	33	3	6	0	7	-1	54	-2	39	3
AT		15	1	42	6	27	5	7	-5	9	-7	57	7	34	0
PL		15	-5	53	9	18	-2	5	0	9	-2	68	4	23	-2
PT		4	-3	44	7	27	-1	7	2	18	-5	48	4	34	1
RO		10	-2	38	1	32	4	9	-1	11	-2	48	-1	41	3
SI		7	-1	43	7	34	3	8	-2	8	-7	50	6	42	1
SK		8	-3	44	9	31	2	6	-7	11	-1	52	6	37	-5
FI		12	-6	57	3	22	5	3	0	6	-2	69	-3	25	5
SE		8	-3	42	-1	33	3	8	1	9	0	50	-4	41	4

Special Eurobarometer 551
The Digital Decade

QC8.11 How well do you think digital rights and principles are applied in (OUR COUNTRY) for...?





























Getting control of one's own data, i.e., how it is used online and with whom it is shared (%)

		Very well		Fairly well		Not very well		Not well at all		Don't know		Total 'Well'		Total 'Not well'	
		Mar/Apr 2024	Diff. Mar/Apr 2024 - Mar 2023	Mar/Apr 2024	Diff. Mar/Apr 2024 - Mar 2023	Mar/Apr 2024	Diff. Mar/Apr 2024 - Mar 2023	Mar/Apr 2024	Diff. Mar/Apr 2024 - Mar 2023	Mar/Apr 2024	Diff. Mar/Apr 2024 - Mar 2023	Mar/Apr 2024	Diff. Mar/Apr 2024 - Mar 2023	Mar/Apr 2024	Diff. Mar/Apr 2024 - Mar 2023
EU27		10	-3	37	1	34	6	10	-1	9	-3	47	-2	44	5
BE		12	-2	43	2	34	5	8	-2	3	-3	55	0	42	3
BG		5	-8	36	2	31	9	9	1	19	-4	41	-6	40	10
CZ		9	2	36	0	36	4	8	-2	11	-4	45	2	44	2
DK		10	-12	37	11	35	8	12	-2	6	-5	47	-1	47	6
DE		5	-1	34	-1	39	7	11	-3	11	-2	39	-2	50	4
EE		10	-1	32	-2	38	11	8	0	12	-8	42	-3	46	11
IE		12	-8	43	2	21	2	10	5	14	-1	55	-6	31	7
EL		5	-1	28	3	33	0	18	-1	16	-1	33	2	51	-1
ES		11	-4	29	-5	38	12	15	5	7	-8	40	-9	53	17
FR		11	1	33	1	34	5	11	-2	11	-5	44	2	45	3
HR		11	-4	45	4	32	1	8	1	4	-2	56	0	40	2
IT		9	-9	45	1	31	6	9	1	6	1	54	-8	40	7
CY		10	-4	36	1	37	7	7	2	10	-6	46	-3	44	9
LV		11	1	33	-10	30	6	8	2	18	1	44	-9	38	8
LT		10	-3	43	-1	24	7	4	-1	19	-2	53	-4	28	6
LU		23	6	41	-12	18	1	10	5	8	0	64	-6	28	6
HU		14	-4	47	6	26	3	7	1	6	-6	61	2	33	4
MT		9	-11	43	0	30	13	6	3	12	-5	52	-11	36	16
NL		9	-2	32	0	41	5	14	-1	4	-2	41	-2	55	4
AT		15	0	39	6	28	4	10	-3	8	-7	54	6	38	1
PL		13	-6	51	7	23	2	4	-1	9	-2	64	1	27	1
PT		4	-4	27	-6	42	11	10	4	17	-5	31	-10	52	15
RO		9	-5	38	2	32	4	9	1	12	-2	47	-3	41	5
SI		6	-2	39	7	35	4	12	-1	8	-8	45	5	47	3
SK		9	-3	40	5	32	4	7	-5	12	-1	49	2	39	-1
FI		11	-4	47	-2	31	8	5	1	6	-3	58	-6	36	9
SE		7	-5	29	4	41	-1	17	4	6	-2	36	-1	58	3

Special Eurobarometer 551
The Digital Decade

QC8.12 How well do you think digital rights and principles are applied in (OUR COUNTRY) for...?





























Getting control of one's digital legacy, for instance deciding what happens with personal accounts and information after one's

		Very well		Fairly well		Not very well		Not well at all		Don't know		Total 'Well'		Total 'Not well'	
		Mar/Apr 2024	Diff. Mar/Apr 2024 - Mar 2023	Mar/Apr 2024	Diff. Mar/Apr 2024 - Mar 2023	Mar/Apr 2024	Diff. Mar/Apr 2024 - Mar 2023	Mar/Apr 2024	Diff. Mar/Apr 2024 - Mar 2023	Mar/Apr 2024	Diff. Mar/Apr 2024 - Mar 2023	Mar/Apr 2024	Diff. Mar/Apr 2024 - Mar 2023	Mar/Apr 2024	Diff. Mar/Apr 2024 - Mar 2023
EU27		9	0	32	1	30	4	10	0	19	-5	41	1	40	4
BE		11	1	39	5	32	4	11	-2	7	-8	50	6	43	2
BG		7	-4	24	-2	27	10	8	1	34	-5	31	-6	35	11
CZ		7	0	32	8	31	1	11	-2	19	-7	39	8	42	-1
DK		9	-8	31	8	34	7	11	1	15	-8	40	0	45	8
DE		5	1	28	4	34	2	13	-1	20	-6	33	5	47	1
EE		9	-1	20	-8	31	11	12	4	28	-6	29	-9	43	15
IE		13	-6	35	-3	22	6	10	5	20	-2	48	-9	32	11
EL		5	-1	23	-1	31	3	11	-2	30	1	28	-2	42	1
ES		11	-1	27	-4	31	9	13	2	18	-6	38	-5	44	11
FR		9	3	26	3	25	1	11	1	29	-8	35	6	36	2
HR		16	1	42	6	25	-7	10	3	7	-3	58	7	35	-4
IT		12	-2	42	-4	29	6	6	-1	11	1	54	-6	35	5
CY		10	-2	23	-6	35	8	12	4	20	-4	33	-8	47	12
LV		8	1	25	-9	27	3	11	4	29	1	33	-8	38	7
LT		8	0	32	0	24	7	7	-2	29	-5	40	0	31	5
LU		18	3	32	-4	18	2	10	0	22	-1	50	-1	28	2
HU		15	-1	45	9	22	-1	8	2	10	-9	60	8	30	1
MT		9	-5	31	-2	21	4	10	6	29	-3	40	-7	31	10
NL		6	-2	26	5	41	9	17	-1	10	-11	32	3	58	8
AT		16	3	29	0	19	-1	12	0	24	-2	45	3	31	-1
PL		13	-3	49	6	21	0	4	-1	13	-2	62	3	25	-1
PT		4	-1	25	-4	39	12	7	1	25	-8	29	-5	46	13
RO		8	-3	37	3	29	2	9	-1	17	-1	45	0	38	1
SI		5	-2	32	8	34	3	14	-2	15	-7	37	6	48	1
SK		12	2	37	8	25	3	6	-6	20	-7	49	10	31	-3
FI		6	-1	30	6	36	8	9	-5	19	-8	36	5	45	3
SE		4	-4	20	-1	43	12	16	1	17	-8	24	-5	59	13

Special Eurobarometer 551
The Digital Decade

QC8.13 How well do you think digital rights and principles are applied in (OUR COUNTRY) for...?





























Ensuring safe digital environments and content for children and young people (%)

		Very well		Fairly well		Not very well		Not well at all		Don't know		Total 'Well'		Total 'Not well'	
		Mar/Apr 2024	Diff. Mar/Apr 2024 - Mar 2023	Mar/Apr 2024	Diff. Mar/Apr 2024 - Mar 2023	Mar/Apr 2024	Diff. Mar/Apr 2024 - Mar 2023	Mar/Apr 2024	Diff. Mar/Apr 2024 - Mar 2023	Mar/Apr 2024	Diff. Mar/Apr 2024 - Mar 2023	Mar/Apr 2024	Diff. Mar/Apr 2024 - Mar 2023	Mar/Apr 2024	Diff. Mar/Apr 2024 - Mar 2023
EU27		8	-5	31	-1	38	8	15	2	8	-4	39	-6	53	10
BE		10	-4	39	0	37	7	11	0	3	-3	49	-4	48	7
BG		5	-6	28	-1	37	9	15	3	15	-5	33	-7	52	12
CZ		6	-1	27	3	43	7	15	-3	9	-6	33	2	58	4
DK		7	-12	22	-5	47	15	20	10	4	-8	29	-17	67	25
DE		4	-2	26	-2	43	8	16	-1	11	-3	30	-4	59	7
EE		7	-2	26	-4	40	9	15	1	12	-4	33	-6	55	10
IE		11	-10	37	-2	24	7	17	6	11	-1	48	-12	41	13
EL		3	-3	23	0	38	3	24	-1	12	1	26	-3	62	2
ES		11	-3	22	-11	42	16	19	5	6	-7	33	-14	61	21
FR		12	1	27	2	35	5	17	-2	9	-6	39	3	52	3
HR		10	-6	42	7	32	-3	12	4	4	-2	52	1	44	1
IT		9	-13	40	-4	34	11	11	5	6	1	49	-17	45	16
CY		7	-13	30	1	43	14	11	1	9	-3	37	-12	54	15
LV		7	-3	23	-16	46	18	10	3	14	-2	30	-19	56	21
LT		7	-3	32	-2	35	8	11	2	15	-5	39	-5	46	10
LU		21	3	31	-10	23	5	17	5	8	-3	52	-7	40	10
HU		13	-5	46	5	29	4	7	1	5	-5	59	0	36	5
MT		10	-6	26	-11	43	19	11	5	10	-7	36	-17	54	24
NL		7	-1	25	-5	47	8	16	2	5	-4	32	-6	63	10
AT		12	0	32	0	32	8	15	-1	9	-7	44	0	47	7
PL		12	-7	47	5	27	4	6	0	8	-2	59	-2	33	4
PT		4	-6	22	-7	48	13	12	7	14	-7	26	-13	60	20
RO		9	-7	32	0	34	5	14	2	11	0	41	-7	48	7
SI		4	-5	28	0	43	11	19	0	6	-6	32	-5	62	11
SK		7	-6	29	4	42	14	15	-6	7	-6	36	-2	57	8
FI		5	-6	28	-5	48	12	14	3	5	-4	33	-11	62	15
SE		4	-3	16	-5	46	3	28	8	6	-3	20	-8	74	11

Special Eurobarometer 551
The Digital Decade

QC8.14 How well do you think digital rights and principles are applied in (OUR COUNTRY) for...?





























Getting digital products and services that minimise damage to the environment and society (%)

		Very well		Fairly well		Not very well		Not well at all		Don't know		Total 'Well'		Total 'Not well'	
		Mar/Apr 2024	Diff. Mar/Apr 2024 - Mar 2023	Mar/Apr 2024	Diff. Mar/Apr 2024 - Mar 2023	Mar/Apr 2024	Diff. Mar/Apr 2024 - Mar 2023	Mar/Apr 2024	Diff. Mar/Apr 2024 - Mar 2023	Mar/Apr 2024	Diff. Mar/Apr 2024 - Mar 2023	Mar/Apr 2024	Diff. Mar/Apr 2024 - Mar 2023	Mar/Apr 2024	Diff. Mar/Apr 2024 - Mar 2023
EU27		11	0	39	2	30	4	6	-2	14	-4	50	2	36	2
BE		13	0	46	2	31	6	6	-2	4	-6	59	2	37	4
BG		8	-3	32	-1	30	9	4	-1	26	-4	40	-4	34	8
CZ		8	3	39	7	32	2	5	-3	16	-9	47	10	37	-1
DK		7	-7	36	3	39	14	5	-1	13	-9	43	-4	44	13
DE		5	1	35	1	37	6	6	-5	17	-3	40	2	43	1
EE		11	2	30	-3	27	6	4	-2	28	-3	41	-1	31	4
IE		16	-3	40	-6	22	7	7	4	15	-2	56	-9	29	11
EL		5	0	32	3	33	3	8	-4	22	-2	37	3	41	-1
ES		11	-1	31	-7	37	14	7	1	14	-7	42	-8	44	15
FR		11	2	40	9	26	-3	8	-1	15	-7	51	11	34	-4
HR		14	1	47	4	28	-3	6	1	5	-3	61	5	34	-2
IT		15	-2	45	-2	27	4	5	-1	8	1	60	-4	32	3
CY		14	-1	37	-3	33	9	4	-2	12	-3	51	-4	37	7
LV		8	1	31	-10	27	4	3	-1	31	6	39	-9	30	3
LT		12	0	42	-1	18	4	2	-1	26	-2	54	-1	20	3
LU		21	6	39	-8	21	3	7	1	12	-2	60	-2	28	4
HU		22	7	46	4	21	-4	4	-1	7	-6	68	11	25	-5
MT		14	0	29	-13	36	19	4	-3	17	-3	43	-13	40	16
NL		7	1	32	0	42	6	11	-2	8	-5	39	1	53	4
AT		19	6	36	1	23	4	4	-5	18	-6	55	7	27	-1
PL		15	-2	54	6	17	-1	3	-1	11	-2	69	4	20	-2
PT		6	-1	36	1	30	6	5	2	23	-8	42	0	35	8
RO		10	-3	43	6	27	0	7	-2	13	-1	53	3	34	-2
SI		5	-4	38	6	39	10	9	-5	9	-7	43	2	48	5
SK		12	2	39	6	28	3	6	-6	15	-5	51	8	34	-3
FI		4	-2	39	4	41	9	4	-2	12	-9	43	2	45	7
SE		5	-1	30	0	42	4	11	3	12	-6	35	-1	53	7

Special Eurobarometer 551
The Digital Decade




























QC8.15 How well do you think digital rights and principles are applied in (OUR COUNTRY) for...?

Getting access to the right information on the environmental impact and energy consumption of digital technologies (%)

		Very well		Fairly well		Not very well		Not well at all		Don't know		Total 'Well'		Total 'Not well'	
		Mar/Apr 2024	Diff. Mar/Apr 2024 - Mar 2023	Mar/Apr 2024	Diff. Mar/Apr 2024 - Mar 2023	Mar/Apr 2024	Diff. Mar/Apr 2024 - Mar 2023	Mar/Apr 2024	Diff. Mar/Apr 2024 - Mar 2023	Mar/Apr 2024	Diff. Mar/Apr 2024 - Mar 2023	Mar/Apr 2024	Diff. Mar/Apr 2024 - Mar 2023	Mar/Apr 2024	Diff. Mar/Apr 2024 - Mar 2023
EU27		8	-3	42	2	31	5	6	-1	13	-3	50	-1	37	4
BE		8	-5	48	1	32	6	6	-1	6	-1	56	-4	38	5
BG		6	-5	33	0	29	8	6	-1	26	-2	39	-5	35	7
CZ		7	2	41	3	31	2	6	-2	15	-5	48	5	37	0
DK		8	-8	37	7	34	8	9	1	12	-8	45	-1	43	9
DE		5	0	40	1	36	5	5	-3	14	-3	45	1	41	2
EE		8	-3	42	5	24	3	4	-2	22	-3	50	2	28	1
IE		12	-7	44	-4	21	8	5	2	18	1	56	-11	26	10
EL		5	-2	37	3	32	4	7	-5	19	0	42	1	39	-1
ES		10	-2	36	-4	33	12	9	1	12	-7	46	-6	42	13
FR		10	2	40	6	30	4	6	-4	14	-8	50	8	36	0
HR		10	-3	47	4	32	1	7	3	4	-5	57	1	39	4
IT		9	-8	49	-1	29	7	6	1	7	1	58	-9	35	8
CY		12	-3	39	1	33	6	6	2	10	-6	51	-2	39	8
LV		6	-2	36	-7	27	5	4	0	27	4	42	-9	31	5
LT		9	-3	45	-1	20	4	3	1	23	-1	54	-4	23	5
LU		21	3	42	-4	23	5	5	0	9	-4	63	-1	28	5
HU		11	-5	50	10	27	1	4	-1	8	-5	61	5	31	0
MT		10	-9	45	2	19	5	3	-1	23	3	55	-7	22	4
NL		5	0	39	2	39	5	10	-2	7	-5	44	2	49	3
AT		14	-1	44	10	22	3	6	-4	14	-8	58	9	28	-1
PL		11	-7	53	6	22	4	4	-1	10	-2	64	-1	26	3
PT		4	-3	39	2	28	5	6	3	23	-7	43	-1	34	8
RO		7	-7	42	7	29	2	10	1	12	-3	49	0	39	3
SI		5	-4	40	6	39	8	6	-4	10	-6	45	2	45	4
SK		8	-2	41	8	31	2	8	-5	12	-3	49	6	39	-3
FI		6	-3	43	-1	34	5	5	0	12	-1	49	-4	39	5
SE		7	0	30	1	41	2	13	2	9	-5	37	1	54	4

Special Eurobarometer 551
The Digital Decade

D11 How old are you?
(%)

		15-24		25-39		40-54		55+		Refusal		Average	
		Mar/Apr 2024	Diff. Mar/Apr 2024 - Feb/Mar 2024	Mar/Apr 2024	Diff. Mar/Apr 2024 - Feb/Mar 2024	Mar/Apr 2024	Diff. Mar/Apr 2024 - Feb/Mar 2024	Mar/Apr 2024	Diff. Mar/Apr 2024 - Feb/Mar 2024	Mar/Apr 2024	Diff. Mar/Apr 2024 - Feb/Mar 2024	Mar/Apr 2024	Diff. Mar/Apr 2024 - Feb/Mar 2024
EU27		13	1	22	0	25	0	40	-1	0	0	49	0
BE		15	1	25	2	24	0	36	-3	0	0	47	-1
BG		11	0	22	0	26	0	41	0	0	0	49	0
CZ		11	0	23	0	28	0	38	0	0	0	49	1
DK		14	-1	23	1	24	0	39	0	0	0	49	0
DE		12	0	22	0	23	0	43	0	0	0	50	0
EE		11	-1	25	0	24	0	40	1	0	0	48	-1
IE		16	0	25	0	27	0	32	0	0	0	46	0
EL		12	0	20	0	26	0	42	0	0	0	49	0
ES		12	0	21	0	28	0	39	0	0	0	49	0
FR		15	0	22	0	23	0	40	0	0	0	49	0
HR		12	0	22	0	24	0	42	0	0	0	49	1
IT		11	0	19	0	26	0	44	0	0	0	50	0
CY		15	0	29	0	22	0	34	0	0	0	46	0
LV		11	0	24	0	24	0	41	0	0	0	49	0
LT		12	0	23	0	24	0	41	0	0	0	49	0
LU		14	1	28	0	26	-1	32	0	0	0	46	0
HU		12	0	23	0	27	0	38	0	0	0	48	0
MT		12	0	30	-1	22	0	36	1	0	0	47	0
NL		15	1	22	-1	23	0	40	0	0	0	48	0
AT		12	0	24	0	25	0	39	0	0	0	48	-1
PL		12	0	26	0	25	0	37	0	0	0	48	0
PT		12	0	20	0	26	0	42	0	0	0	50	0
RO		13	0	22	0	28	0	37	0	0	0	48	0
SI		11	0	22	0	26	0	41	0	0	0	50	0
SK		12	0	26	0	26	0	36	0	0	0	47	0
FI		13	0	23	0	22	0	42	0	0	0	49	0
SE		11	2	25	-1	24	0	40	-1	0	0	50	0





























Special Eurobarometer 551 The Digital Decade

D11R How old are you?
(%)

		15-24		25-34		35-44		45-54		55-64		65-74		75+		Refusal (SPONTANEOUS)		Average	
		Mar/Apr 2024	Diff. Mar/Apr 2024 - Feb/Mar 2024	Mar/Apr 2024	Diff. Mar/Apr 2024 - Feb/Mar 2024	Mar/Apr 2024	Diff. Mar/Apr 2024 - Feb/Mar 2024	Mar/Apr 2024	Diff. Mar/Apr 2024 - Feb/Mar 2024	Mar/Apr 2024	Diff. Mar/Apr 2024 - Feb/Mar 2024	Mar/Apr 2024	Diff. Mar/Apr 2024 - Feb/Mar 2024	Mar/Apr 2024	Diff. Mar/Apr 2024 - Feb/Mar 2024	Mar/Apr 2024	Diff. Mar/Apr 2024 - Feb/Mar 2024	Mar/Apr 2024	Diff. Mar/Apr 2024 - Feb/Mar 2024
EU27		13	1	14	0	16	0	17	0	16	0	15	-1	9	0	0	0	49	0
BE		15	1	15	1	17	0	17	1	15	-1	16	1	5	-3	0	0	47	-1
BG		11	0	13	-1	16	0	19	1	16	0	18	-1	7	1	0	0	49	0
CZ		11	0	13	-2	17	0	20	1	15	1	15	-3	9	3	0	0	49	1
DK		14	-1	13	0	15	0	18	0	15	0	14	2	11	-1	0	0	49	0
DE		12	0	14	-1	15	1	16	0	17	0	15	0	11	0	0	0	50	0
EE		11	-1	17	2	17	-1	15	-1	15	0	16	2	9	-1	0	0	48	-1
IE		16	0	14	-1	21	1	17	0	14	0	11	0	7	0	0	0	46	0
EL		12	0	12	0	17	0	17	-1	15	0	17	0	10	1	0	0	49	0
ES		12	0	12	-1	17	0	20	1	16	0	14	0	9	0	0	0	49	0
FR		15	0	13	-2	15	0	16	1	16	1	13	-2	12	2	0	0	49	0
HR		12	0	13	-1	17	1	16	0	17	0	18	-2	7	2	0	0	49	1
IT		11	0	10	-1	16	1	19	0	17	0	18	1	9	-1	0	0	50	0
CY		15	0	16	1	20	-3	16	2	14	0	13	2	6	-2	0	0	46	0
LV		11	0	13	-3	18	3	16	0	17	0	15	-1	10	1	0	0	49	0
LT		12	0	16	1	14	0	18	-1	17	0	12	0	11	0	0	0	49	0
LU		14	1	16	0	21	1	17	-2	15	0	11	1	6	-1	0	0	46	0
HU		12	0	13	-2	17	1	20	1	14	0	18	2	6	-2	0	0	48	0
MT		12	0	19	5	19	-3	15	-2	14	0	13	-1	8	1	0	0	47	0
NL		15	0	18	3	13	-1	15	-2	16	0	15	-5	8	5	0	0	48	0
AT		12	0	15	0	17	-1	16	0	17	0	16	3	7	-2	0	0	48	-1
PL		12	0	16	1	19	0	16	0	15	-1	15	-1	7	1	0	0	48	0
PT		12	0	12	1	15	-1	19	0	16	0	15	-1	11	1	0	0	50	0
RO		13	1	15	1	15	-3	20	1	14	0	16	-2	7	2	0	0	48	0
SI		11	0	12	-1	19	3	17	-2	17	0	15	1	9	-1	0	0	50	0
SK		12	0	16	0	17	-2	19	1	16	1	13	-1	7	1	0	0	47	0
FI		13	0	14	-1	16	0	14	0	16	1	16	0	11	0	0	0	49	0
SE		11	2	15	-1	19	1	15	-1	15	0	12	0	13	-1	0	0	50	0

Special Eurobarometer 551 The Digital Decade

D7 Which of the following best corresponds to your own current situation?
(%)

		MARRIED OR REMARRIED: Living without children		MARRIED OR REMARRIED: Living with the children of this marriage		MARRIED OR REMARRIED: Living with the children of a previous marriage		MARRIED OR REMARRIED: Living with the children of this marriage and of a previous marriage		SINGLE LIVING WITH A PARTNER: Living without children		SINGLE LIVING WITH A PARTNER: Living with the children of this union		SINGLE LIVING WITH A PARTNER: Living with the children of a previous union		SINGLE LIVING WITH A PARTNER: Living with the children of this union and of a previous union		SINGLE: Living without children	
		Mar/Apr 2024	Diff. Mar/Apr 2024 - Jan/Feb 2024	Mar/Apr 2024	Diff. Mar/Apr 2024 - Jan/Feb 2024	Mar/Apr 2024	Diff. Mar/Apr 2024 - Jan/Feb 2024	Mar/Apr 2024	Diff. Mar/Apr 2024 - Jan/Feb 2024	Mar/Apr 2024	Diff. Mar/Apr 2024 - Jan/Feb 2024	Mar/Apr 2024	Diff. Mar/Apr 2024 - Jan/Feb 2024	Mar/Apr 2024	Diff. Mar/Apr 2024 - Jan/Feb 2024	Mar/Apr 2024	Diff. Mar/Apr 2024 - Jan/Feb 2024	Mar/Apr 2024	Diff. Mar/Apr 2024 - Jan/Feb 2024
EU27		24	0	23	0	1	0	1	0	7	1	3	0	1	0	0	0	23	1
BE		19	-1	16	5	1	0	1	0	8	0	4	-2	2	1	1	-1	26	-2
BG		29	-1	26	-1	1	0	1	1	6	1	4	0	1	1	0	0	15	-1
CZ		22	-1	19	0	1	0	1	0	8	-2	3	1	1	0	0	-1	18	2
DK		26	3	17	-3	0	-1	1	0	11	2	4	-3	1	0	2	2	21	1
DE		22	0	19	0	1	0	0	0	5	0	1	-1	0	0	0	-1	28	3
EE		17	-2	17	1	0	-1	2	1	9	1	7	1	1	-1	1	0	18	-2
IE		19	-1	28	-1	0	0	0	0	5	0	3	1	1	1	0	0	30	3
EL		28	-2	28	2	0	0	0	0	5	1	0	0	0	0	0	0	24	-2
ES		20	-1	30	4	1	1	0	0	7	1	2	0	0	-1	0	0	24	-2
FR		17	-1	15	2	0	-2	1	1	10	2	6	-1	2	1	0	-1	27	3
HR		22	-2	29	1	1	0	1	1	4	-2	1	-1	0	0	0	0	26	3
IT		28	1	31	-1	2	2	1	0	4	1	0	-1	0	-1	0	0	21	0
CY		24	1	38	3	0	0	0	0	4	-2	0	-1	1	1	0	-1	19	-1
LV		23	0	24	2	2	2	0	-2	8	0	4	0	1	0	1	1	15	1
LT		27	4	22	1	0	0	0	0	6	1	1	-1	1	1	0	-1	18	-1
LU		22	3	33	2	1	0	0	-1	4	-2	2	0	1	0	0	-2	25	3
HU		31	-2	23	3	1	0	1	0	9	1	2	-1	1	1	0	0	13	-3
MT		24	5	30	-5	1	0	0	0	3	-2	2	-1	1	1	1	1	27	3
NL		23	3	20	-2	2	1	0	-1	11	1	4	-2	1	0	0	0	29	4
AT		37	3	18	-1	0	-1	1	0	7	1	4	0	0	-1	1	1	16	-1
PL		33	-1	28	-2	1	1	0	0	8	4	1	0	0	0	0	0	14	-1
PT		27	1	22	-3	1	0	0	0	3	-1	4	2	0	0	0	0	25	2
RO		38	0	25	-2	1	1	0	0	3	2	0	0	0	0	1	1	16	-1
SI		24	3	26	-2	0	0	0	0	8	-3	10	3	1	1	1	1	19	1
SK		23	1	31	-2	1	1	0	0	5	-1	4	1	0	0	0	-1	18	1
FI		23	-1	15	0	1	0	1	0	13	-1	6	2	1	-1	0	0	22	3
SE		20	1	15	0	1	0	1	0	13	1	7	-1	1	0	0	0	26	4




























Special Eurobarometer 551 The Digital Decade

D7 Which of the following best corresponds to your own current situation?
(%)

	SINGLE: Living with children		DIVORCED OR SEPARATED: Living without children		DIVORCED OR SEPARATED: Living with children		WIDOW: Living without children		WIDOW: Living with children		Other (SPONTANEOUS)		Refusal (SPONTANEOUS)	
	Mar/Apr 2024	Diff. Mar/Apr 2024 - Jan/Feb 2024	Mar/Apr 2024	Diff. Mar/Apr 2024 - Jan/Feb 2024	Mar/Apr 2024	Diff. Mar/Apr 2024 - Jan/Feb 2024	Mar/Apr 2024	Diff. Mar/Apr 2024 - Jan/Feb 2024	Mar/Apr 2024	Diff. Mar/Apr 2024 - Jan/Feb 2024	Mar/Apr 2024	Diff. Mar/Apr 2024 - Jan/Feb 2024	Mar/Apr 2024	Diff. Mar/Apr 2024 - Jan/Feb 2024
EU27	2	0	5	-1	2	-1	7	0	1	0	0	0	0	0
BE	4	0	6	0	2	0	5	-1	1	0	4	1	0	0
BG	1	0	4	0	1	-1	9	0	2	1	0	0	0	0
CZ	1	-1	12	1	3	0	9	0	1	1	1	0	0	0
DK	3	-1	5	0	3	1	5	-1	0	0	1	0	0	0
DE	3	0	7	-1	3	0	10	1	1	0	0	-1	0	0
EE	3	1	10	1	2	-1	11	2	1	0	1	0	0	-1
IE	3	-3	4	1	1	-1	5	0	1	0	0	0	0	0
EL	0	0	5	1	2	-1	6	0	2	1	0	0	0	0
ES	1	-1	5	0	3	0	5	-1	2	0	0	0	0	0
FR	4	1	8	-3	2	-3	7	1	1	0	0	0	0	0
HR	0	-1	4	0	2	0	7	1	3	0	0	0	0	0
IT	1	0	4	0	2	0	5	-1	1	0	0	0	0	0
CY	1	0	4	0	3	1	4	-1	1	0	1	0	0	0
LV	1	-1	5	-3	3	1	9	-1	2	0	1	-1	1	1
LT	2	1	8	-4	2	0	11	0	2	0	0	-1	0	0
LU	2	1	2	-2	3	0	4	-1	0	-1	1	0	0	0
HU	1	0	6	0	2	1	8	-1	1	0	0	0	1	1
MT	3	0	2	0	1	0	4	-1	1	-1	0	0	0	0
NL	2	-1	2	0	1	-2	2	-1	1	0	2	0	0	0
AT	1	-1	7	0	1	-1	5	0	0	0	2	1	0	0
PL	1	1	3	-1	1	0	9	0	1	-1	0	0	0	0
PT	1	0	6	1	2	-1	8	-1	1	0	0	0	0	0
RO	0	-1	3	-1	1	0	10	1	2	0	0	0	0	0
SI	1	-1	1	-2	1	-1	5	0	2	0	1	0	0	0
SK	1	0	4	-1	3	1	7	1	2	-1	0	0	1	0
FI	1	-1	7	-1	2	0	7	1	0	0	1	0	0	-1
SE	2	-3	4	-3	3	0	5	1	0	0	2	0	0	0

Special Eurobarometer 551
The Digital Decade

D7R Marital status
(%)

		(Re)Married		Single living with a partner		Single		Divorced or separated		Widow		Other (SPONTANEOUS)	
		Mar/Apr 2024	Diff. Mar/Apr 2024 - Jan/Feb 2024	Mar/Apr 2024	Diff. Mar/Apr 2024 - Jan/Feb 2024	Mar/Apr 2024	Diff. Mar/Apr 2024 - Jan/Feb 2024	Mar/Apr 2024	Diff. Mar/Apr 2024 - Jan/Feb 2024	Mar/Apr 2024	Diff. Mar/Apr 2024 - Jan/Feb 2024	Mar/Apr 2024	Diff. Mar/Apr 2024 - Jan/Feb 2024
EU27		49	0	10	0	25	1	8	-1	8	0	0	0
BE		37	4	15	-2	30	-1	8	0	6	-1	4	0
BG		57	-1	11	2	15	-2	6	0	11	1	0	0
CZ		43	-2	13	-1	19	1	14	1	10	1	1	0
DK		44	-2	17	1	25	1	8	1	5	-1	1	0
DE		42	-1	7	0	31	3	10	-1	10	0	0	-1
EE		36	0	19	2	21	-2	12	0	11	0	1	0
IE		47	-2	9	1	33	1	5	0	6	0	0	0
EL		56	0	5	1	24	-2	7	0	8	1	0	0
ES		51	3	10	0	25	-2	7	0	7	-1	0	0
FR		32	-1	18	1	32	5	10	-6	8	1	0	0
HR		53	1	6	-2	26	2	6	-1	9	0	0	0
IT		61	0	5	0	22	0	5	0	7	0	0	0
CY		62	3	5	-2	20	-1	7	1	4	-2	2	1
LV		49	2	14	0	17	2	8	-2	11	-1	1	-1
LT		49	4	8	1	20	0	10	-4	13	0	0	-1
LU		56	3	7	-3	27	4	5	-2	4	-2	1	0
HU		56	2	13	1	14	-3	8	1	9	-1	0	0
MT		55	0	7	-1	30	3	3	0	5	-1	0	-1
NL		46	2	16	-1	30	2	3	-2	3	-1	2	0
AT		56	0	12	1	17	-1	8	-1	5	0	2	1
PL		62	-2	9	4	15	-1	5	0	9	-1	0	0
PT		50	-2	7	1	26	2	8	0	9	-1	0	0
RO		64	-1	4	2	16	-2	4	-1	12	2	0	0
SI		50	0	19	0	21	2	2	-2	7	0	1	0
SK		55	-1	10	1	19	1	7	-1	9	0	0	0
FI		40	-2	20	0	24	4	9	-1	7	0	0	-1
SE		37	0	22	1	28	1	6	-3	5	0	2	1

Special Eurobarometer 551 The Digital Decade

D8 How old were you when you stopped full-time education?
(%)

	15-		16-19		20+		Still Studying		No full-time education		Refusal (SPONTANEOUS)		Don't know		Average	
	Mar/Apr 2024	Diff. Mar/Apr 2024 - Feb/Mar 2024	Mar/Apr 2024	Diff. Mar/Apr 2024 - Feb/Mar 2024	Mar/Apr 2024	Diff. Mar/Apr 2024 - Feb/Mar 2024	Mar/Apr 2024	Diff. Mar/Apr 2024 - Feb/Mar 2024	Mar/Apr 2024	Diff. Mar/Apr 2024 - Feb/Mar 2024	Mar/Apr 2024	Diff. Mar/Apr 2024 - Feb/Mar 2024	Mar/Apr 2024	Diff. Mar/Apr 2024 - Feb/Mar 2024	Mar/Apr 2024	Diff. Mar/Apr 2024 - Feb/Mar 2024
	EU27	13	0	44	1	34	1	8	-2	0	0	0	0	1	0	20
BE	6	2	32	3	47	-2	12	-2	1	0	0	-2	2	1	20	-1
BG	6	1	60	2	25	-2	5	-3	0	0	1	1	3	1	20	0
CZ	3	1	50	-8	38	6	6	0	0	0	0	0	3	1	20	0
DK	1	-1	10	2	72	-1	9	-3	5	1	1	0	2	2	25	-1
DE	12	0	48	0	31	1	8	-2	0	0	0	0	1	1	19	0
EE	4	1	43	3	43	0	9	-3	0	-1	0	0	1	0	20	-1
IE	10	-1	43	4	39	1	7	-5	0	0	1	1	0	0	19	-1
EL	21	0	36	3	33	-4	10	1	0	0	0	0	0	0	19	0
ES	23	-3	36	2	34	4	6	-3	1	0	0	0	0	0	18	0
FR	8	-1	43	2	40	1	9	-2	0	0	0	0	0	0	20	0
HR	7	2	68	1	18	0	4	-4	0	0	1	1	2	0	19	0
IT	20	-1	48	2	21	1	10	-2	0	0	0	0	1	0	18	0
CY	12	-2	35	1	44	3	8	-3	0	0	1	1	0	0	20	0
LV	4	0	43	2	47	-2	5	-1	0	0	1	1	0	0	21	0
LT	4	1	43	6	43	-4	8	-3	0	0	0	0	2	0	20	0
LU	8	0	25	5	58	0	8	-4	1	0	0	-1	0	0	21	-1
HU	11	0	64	4	18	-2	5	-2	0	0	0	0	2	0	18	-1
MT	15	0	42	-3	34	0	9	3	0	0	0	0	0	0	19	0
NL	3	0	26	1	57	-3	14	3	0	0	0	0	0	-1	22	0
AT	19	1	52	1	21	0	8	-1	0	0	0	-1	0	0	19	0
PL	6	2	51	-2	35	1	7	-1	0	0	0	0	1	0	20	0
PT	40	0	29	-5	18	3	9	0	1	0	1	1	2	1	16	0
RO	12	4	62	1	19	-2	5	-3	0	0	0	0	2	0	19	0
SI	8	0	42	-3	40	3	9	-1	0	0	0	0	1	1	20	0
SK	3	-1	57	-1	30	2	8	-1	0	0	1	1	1	0	20	0
FI	4	0	21	1	61	-1	13	0	0	0	0	0	1	0	25	0
SE	2	0	16	1	73	0	8	-2	0	0	1	1	0	0	26	0



























Special Eurobarometer 551 The Digital Decade

D8c What is the highest level of education you completed?
(%)

		Pre-primary education (include no education)		Primary education		Lower secondary education		Upper secondary education		Post-secondary non tertiary (including pre-vocational or vocational education)		Short-cycle tertiary		Bachelor or equivalent		Master or equivalent		Doctoral or equivalent		Education up to ISCED 4 completed abroad		Education ISCED 5 and above completed abroad		Refusal (SPONTANEOUS)		Don't know	
		Mar/Apr 2024	Diff. Mar/Apr 2024 - Feb/Mar 2024	Mar/Apr 2024	Diff. Mar/Apr 2024 - Feb/Mar 2024	Mar/Apr 2024	Diff. Mar/Apr 2024 - Feb/Mar 2024	Mar/Apr 2024	Diff. Mar/Apr 2024 - Feb/Mar 2024	Mar/Apr 2024	Diff. Mar/Apr 2024 - Feb/Mar 2024	Mar/Apr 2024	Diff. Mar/Apr 2024 - Feb/Mar 2024	Mar/Apr 2024	Diff. Mar/Apr 2024 - Feb/Mar 2024	Mar/Apr 2024	Diff. Mar/Apr 2024 - Feb/Mar 2024	Mar/Apr 2024	Diff. Mar/Apr 2024 - Feb/Mar 2024	Mar/Apr 2024	Diff. Mar/Apr 2024 - Feb/Mar 2024	Mar/Apr 2024	Diff. Mar/Apr 2024 - Feb/Mar 2024	Mar/Apr 2024	Diff. Mar/Apr 2024 - Feb/Mar 2024	Mar/Apr 2024	Diff. Mar/Apr 2024 - Feb/Mar 2024
EU27		1	0	4	-1	24	1	36	0	7	0	6	0	10	-1	11	1	1	0	0	0	0	0	0	0	0	0
BE		1	-2	4	-1	16	1	34	3	6	1	11	-5	14	2	14	1	0	0	0	0	0	0	0	0	0	0
BG		0	0	2	1	14	2	59	-1	0	0	0	0	12	-3	13	1	0	0	0	0	0	0	0	0	0	0
CZ		0	0	0	0	6	-1	66	0	1	-1	0	0	8	1	18	1	1	0	0	0	0	0	0	0	0	0
DK		3	3	0	0	10	-3	28	2	11	-1	17	-3	9	0	21	3	-1	0	0	0	0	0	0	0	0	0
DE		1	1	1	0	45	3	29	3	0	2	-1	7	0	11	-1	1	0	0	0	0	0	0	0	0	0	0
EE		0	0	1	0	0	-17	0	-32	45	31	24	19	15	0	14	-1	1	0	0	0	0	0	0	0	0	0
IE		1	0	5	0	13	-3	31	2	10	0	8	0	21	3	9	-3	1	0	0	0	0	0	1	1	0	0
EL		1	-1	14	2	12	0	39	2	7	-1	0	0	22	-4	4	1	1	1	0	0	0	0	0	0	0	0
ES		4	0	9	-2	14	-2	13	1	28	1	10	2	16	0	5	0	1	0	0	0	0	0	0	0	0	0
FR		1	1	5	-2	30	-1	25	2	2	1	18	4	9	-3	9	-1	1	-1	0	0	0	0	0	0	0	0
HR		0	-1	1	1	8	2	68	-3	1	0	6	1	3	-1	11	1	2	0	0	0	0	0	0	0	0	0
IT		0	0	5	0	26	0	51	1	2	1	-1	-1	4	-1	11	0	0	0	0	0	0	0	0	0	0	0
CY		0	0	9	0	7	-3	36	-1	2	0	9	0	23	2	13	2	1	0	0	0	0	0	0	0	0	0
LV		0	0	1	1	10	1	43	1	11	-4	7	0	11	0	17	1	0	0	0	0	0	0	0	0	0	0
LT		0	0	3	0	12	-2	32	3	9	-2	0	0	34	0	10	1	0	0	0	0	0	0	0	0	0	0
LU		0	0	5	1	17	6	15	-6	11	-2	10	1	13	1	24	-1	3	-1	0	0	0	0	0	0	2	1
HU		0	0	0	-1	43	2	34	0	5	0	2	0	10	-1	6	1	0	-1	0	0	0	0	0	0	0	0
MT		0	-1	18	4	18	-2	12	-3	17	2	7	-4	11	-1	15	4	2	1	0	0	0	0	0	0	0	0
NL		0	0	1	-1	9	0	34	3	1	0	7	2	24	-2	22	0	0	0	0	0	0	0	0	0	0	0
AT		0	0	1	1	8	2	10	0	46	-1	21	-3	6	2	7	0	1	-1	0	0	0	0	0	0	0	0
PL		0	0	1	1	11	2	67	-4	3	0	0	0	4	0	14	1	0	0	0	0	0	0	0	0	0	0
PT		4	0	32	1	19	-5	25	-3	1	0	1	1	13	5	4	0	1	1	0	0	0	0	0	0	0	0
RO		0	-1	4	2	15	2	63	-1	2	-3	1	-1	14	2	1	0	0	0	0	0	0	0	0	0	0	0
SI		0	0	1	0	31	-3	34	4	5	1	10	0	12	-1	6	-1	1	0	0	0	0	0	0	0	0	0
SK		1	0	8	1	23	2	42	-3	3	1	0	0	3	-3	19	3	1	-1	0	0	0	0	0	0	0	0
FI		1	1	4	1	16	1	22	-1	4	-2	11	-1	23	2	17	-1	2	0	0	0	0	0	0	0	0	0
SE		0	0	1	0	7	1	21	-2	9	-3	18	-3	21	4	18	1	4	1	0	0	0	0	0	1	1	1

Special Eurobarometer 551 The Digital Decade

D10 How would you describe yourself?
(%)

		Man		Woman		None of the above / Non binary / Do not recognise yourself in above categories		Prefer not to say	
		Mar/Apr 2024	Diff. Mar/Apr 2024 - Feb/Mar 2024	Mar/Apr 2024	Diff. Mar/Apr 2024 - Feb/Mar 2024	Mar/Apr 2024	Diff. Mar/Apr 2024 - Feb/Mar 2024	Mar/Apr 2024	Diff. Mar/Apr 2024 - Feb/Mar 2024
		EU27		49	1	51	-1	0	0
BE		49	0	51	0	0	0	0	0
BG		48	0	52	0	0	0	0	0
CZ		49	0	51	0	0	0	0	0
DK		50	1	50	-1	0	0	0	0
DE		49	0	51	0	0	0	0	0
EE		47	1	53	0	0	0	0	-1
IE		49	0	51	0	0	0	0	0
EL		48	0	52	0	0	0	0	0
ES		49	0	51	0	0	0	0	0
FR		48	0	52	0	0	0	0	0
HR		48	0	52	0	0	0	0	0
IT		48	0	52	0	0	0	0	0
CY		48	0	52	0	0	0	0	0
LV		45	0	55	0	0	0	0	0
LT		46	0	54	0	0	0	0	0
LU		50	0	50	0	0	0	0	0
HU		47	0	53	0	0	0	0	0
MT		52	0	48	0	0	0	0	0
NL		49	0	51	0	0	0	0	0
AT		49	0	51	0	0	0	0	0
PL		48	0	52	0	0	0	0	0
PT		47	0	53	0	0	0	0	0
RO		48	0	52	0	0	0	0	0
SI		50	0	50	0	0	0	0	0
SK		48	0	52	0	0	0	0	0
FI		49	0	51	0	0	0	0	0
SE		52	3	48	-3	0	0	0	0

Special Eurobarometer 551 The Digital Decade

D15a What is your current occupation?
(%)

	Responsible for ordinary shopping and looking after the home, or without any current occupation, not working		Student		Unemployed or temporarily not working		Retired or unable to work through illness		Self-employed farmer		Self-employed fisherman		Self-employed professional (lawyer, medical practitioner, accountant, architect, etc.)		Owner of a shop, craftsman, other self-employed person		Business proprietors, owner (full or partner) of a company	
	Mar/Apr 2024	Diff. Mar/Apr 2024 - Feb/Mar 2024	Mar/Apr 2024	Diff. Mar/Apr 2024 - Feb/Mar 2024	Mar/Apr 2024	Diff. Mar/Apr 2024 - Feb/Mar 2024	Mar/Apr 2024	Diff. Mar/Apr 2024 - Feb/Mar 2024	Mar/Apr 2024	Diff. Mar/Apr 2024 - Feb/Mar 2024	Mar/Apr 2024	Diff. Mar/Apr 2024 - Feb/Mar 2024	Mar/Apr 2024	Diff. Mar/Apr 2024 - Feb/Mar 2024	Mar/Apr 2024	Diff. Mar/Apr 2024 - Feb/Mar 2024	Mar/Apr 2024	Diff. Mar/Apr 2024 - Feb/Mar 2024
EU27	5	1	9	-1	4	0	26	0	1	0	0	0	2	0	2	-1	2	1
BE	2	-1	14	0	7	-2	30	1	0	0	0	0	1	0	2	1	0	0
BG	4	1	7	-1	6	1	25	-1	1	0	0	0	1	0	4	0	2	0
CZ	3	-1	7	1	4	1	25	1	1	1	0	0	3	-2	4	0	1	-1
DK	2	1	12	0	4	-1	26	1	0	0	0	0	3	1	1	-1	1	-1
DE	4	0	10	0	3	0	28	-1	0	0	0	0	2	0	1	0	3	1
EE	4	2	9	-3	5	0	24	-1	0	-1	0	0	2	1	2	1	7	0
IE	8	1	11	-1	5	-1	16	-2	1	0	0	0	2	0	1	0	1	0
EL	8	0	9	1	6	1	23	-2	2	-1	0	0	2	0	7	-1	1	0
ES	9	2	8	-1	6	-1	22	0	1	0	0	0	3	1	2	0	2	0
FR	5	2	9	-2	8	2	30	0	0	0	0	0	2	-1	1	-1	1	1
HR	1	-1	7	-1	4	1	26	-1	1	0	0	0	1	0	3	0	2	0
IT	8	0	12	1	2	-1	23	-1	1	-1	0	0	4	1	5	0	1	1
CY	5	1	10	-1	5	0	19	-2	0	-1	1	1	4	1	3	0	1	-1
LV	4	0	7	1	7	1	26	-1	0	0	0	0	3	0	3	2	1	-1
LT	2	-1	9	-2	7	2	26	0	1	0	0	0	1	0	5	3	2	0
LU	3	2	10	-2	3	0	24	0	0	-1	0	0	3	0	2	0	0	-1
HU	2	0	5	-2	3	0	25	1	1	1	0	0	1	1	2	1	3	0
MT	15	-1	8	2	2	-1	15	-3	0	0	0	0	6	3	3	0	1	-1
NL	3	2	16	5	3	0	23	-2	1	1	0	0	3	1	3	2	3	-1
AT	4	0	8	-1	3	0	26	1	1	0	0	0	3	1	1	0	2	0
PL	3	0	7	-1	2	0	26	-1	4	1	0	0	2	1	2	0	1	1
PT	2	-1	9	0	5	0	25	0	1	0	0	0	2	0	6	2	1	-1
RO	8	0	6	-1	1	0	26	1	0	0	0	0	1	1	2	1	0	-1
SI	2	1	10	0	4	0	30	1	2	-1	0	0	3	0	3	0	3	0
SK	3	0	9	0	6	1	24	0	0	0	0	0	3	0	4	0	1	-2
FI	0	0	12	-1	3	-3	29	0	1	-1	0	0	2	0	0	-1	6	3
SE	1	1	10	0	2	0	25	-1	0	0	0	0	2	-2	1	0	1	-1





























Special Eurobarometer 551 The Digital Decade

D15a What is your current occupation?
(%)

	Employed professional (employed doctor, lawyer, accountant, architect)		Employed position, general management, director or top management (managing directors, director general, other director)		Employed position, middle management, other management (department head, junior manager, teacher, technician)		Employed position, working mainly at a desk		Employed position, not at a desk but travelling (salesmen, driver, etc.)		Employed position, not at a desk, but in a service job (hospital, restaurant, police, fireman, etc.)		Employed position, supervisor		Employed position, skilled manual worker		Other employed (unskilled) manual worker, servant	
	Mar/Apr 2024	Diff. Mar/Apr 2024 - Feb/Mar 2024	Mar/Apr 2024	Diff. Mar/Apr 2024 - Feb/Mar 2024	Mar/Apr 2024	Diff. Mar/Apr 2024 - Feb/Mar 2024	Mar/Apr 2024	Diff. Mar/Apr 2024 - Feb/Mar 2024	Mar/Apr 2024	Diff. Mar/Apr 2024 - Feb/Mar 2024	Mar/Apr 2024	Diff. Mar/Apr 2024 - Feb/Mar 2024	Mar/Apr 2024	Diff. Mar/Apr 2024 - Feb/Mar 2024	Mar/Apr 2024	Diff. Mar/Apr 2024 - Feb/Mar 2024	Mar/Apr 2024	Diff. Mar/Apr 2024 - Feb/Mar 2024
EU27	2	0	2	0	8	0	10	0	4	0	7	0	2	0	11	0	3	0
BE	1	0	1	0	7	-1	15	2	4	0	9	2	1	0	6	0	0	-2
BG	2	-1	1	0	6	1	11	-1	6	0	4	-1	2	0	14	2	4	0
CZ	5	1	1	0	7	1	19	0	4	0	5	-1	2	0	8	-1	1	0
DK	1	-1	3	2	13	0	11	-1	1	0	6	-1	1	0	11	1	4	0
DE	1	0	1	0	10	-1	9	0	3	0	7	-1	2	1	13	2	3	-1
EE	8	0	1	0	6	-1	7	1	5	1	7	1	2	0	9	0	2	-1
IE	3	-2	3	-1	10	0	13	3	4	1	7	1	1	0	9	-1	5	2
EL	1	0	1	0	4	-1	12	1	7	0	7	1	1	1	6	-1	3	1
ES	4	1	0	-1	5	0	8	0	3	0	6	0	1	0	16	-2	4	1
FR	0	-1	3	0	8	-2	7	0	6	2	10	0	2	0	7	0	1	0
HR	2	-1	1	0	5	0	13	1	4	1	9	0	5	1	14	0	2	0
IT	1	0	4	1	7	0	12	-1	4	2	4	1	2	0	6	-2	4	-1
CY	7	1	2	0	8	0	14	-1	5	0	9	5	1	0	5	-3	1	0
LV	4	0	1	0	8	-2	9	1	3	-2	8	2	2	0	11	-2	3	1
LT	6	-2	2	1	7	0	8	0	3	-1	6	-2	2	1	11	1	2	0
LU	3	2	3	-1	9	-1	17	0	2	-2	9	2	0	-1	8	2	4	1
HU	2	0	0	-1	3	-1	15	-1	8	2	4	1	2	-1	19	-2	5	1
MT	7	1	7	1	10	-2	12	4	3	0	4	-1	2	0	2	-1	3	-1
NL	1	0	2	-1	17	-4	12	-2	1	-1	8	0	1	0	2	0	1	0
AT	2	1	2	0	13	-1	9	-1	2	0	9	0	2	0	9	-2	4	2
PL	3	0	0	0	7	1	8	0	8	-2	5	-1	1	-1	20	1	1	1
PT	3	1	1	0	9	4	6	-1	4	0	6	-4	1	0	12	-1	7	1
RO	5	0	0	0	2	0	11	-2	5	0	7	1	4	0	19	0	3	0
SI	3	0	1	0	8	-2	7	1	4	0	6	0	1	0	11	1	2	-1
SK	3	0	0	-1	9	3	10	-3	6	0	9	1	2	0	10	1	1	0
FI	4	0	2	1	11	-1	8	0	1	-1	10	2	2	0	8	1	1	1
SE	7	1	0	-1	14	4	17	0	3	-1	7	-1	2	0	6	2	2	-1

Special Eurobarometer 551
The Digital Decade

D15a.2 Socio-professional category
(%)

		Self-employed		Employed		Not working	
		Mar/Apr 2024	Diff. Mar/Apr 2024 - Feb/Mar 2024	Mar/Apr 2024	Diff. Mar/Apr 2024 - Feb/Mar 2024	Mar/Apr 2024	Diff. Mar/Apr 2024 - Feb/Mar 2024
EU27		7	0	48	0	45	0
BE		3	0	44	2	53	-2
BG		8	-1	50	1	42	0
CZ		10	0	51	-2	39	2
DK		5	-1	51	-1	44	2
DE		6	1	49	0	45	-1
EE		10	-1	47	2	43	-1
IE		6	1	54	2	40	-3
EL		13	-1	41	1	46	0
ES		8	0	47	-1	45	1
FR		4	-1	44	0	52	1
HR		7	0	55	1	38	-1
IT		11	1	44	0	45	-1
CY		9	0	52	2	39	-2
LV		7	0	49	-2	44	2
LT		8	1	48	0	44	-1
LU		5	-2	56	3	39	-1
HU		6	1	59	0	35	-1
MT		11	3	49	0	40	-3
NL		9	1	45	-7	46	6
AT		7	1	53	-1	40	0
PL		9	2	54	1	37	-3
PT		10	1	49	0	41	-1
RO		4	1	55	-1	41	0
SI		11	-1	44	0	45	1
SK		8	-2	50	2	42	0
FI		10	2	46	2	44	-4
SE		5	-1	57	2	38	-1





























Special Eurobarometer 551 The Digital Decade

C14 Socio-professional category
(%)

	Self-employed		Managers		Other white collars		Manual workers		House persons		Unemployed		Retired		Students	
	Mar/Apr 2024	Diff. Mar/Apr 2024 - Feb/Mar 2024	Mar/Apr 2024	Diff. Mar/Apr 2024 - Feb/Mar 2024	Mar/Apr 2024	Diff. Mar/Apr 2024 - Feb/Mar 2024	Mar/Apr 2024	Diff. Mar/Apr 2024 - Feb/Mar 2024	Mar/Apr 2024	Diff. Mar/Apr 2024 - Feb/Mar 2024	Mar/Apr 2024	Diff. Mar/Apr 2024 - Feb/Mar 2024	Mar/Apr 2024	Diff. Mar/Apr 2024 - Feb/Mar 2024	Mar/Apr 2024	Diff. Mar/Apr 2024 - Feb/Mar 2024
	EU27	7	0	12	0	14	0	22	-1	5	1	4	0	26	0	10
BE	3	0	9	-1	19	3	16	0	2	-1	7	-2	30	1	14	0
BG	8	-1	9	0	17	-1	24	1	4	1	6	1	25	-1	7	0
CZ	9	-1	13	2	23	0	16	-3	3	-1	4	1	25	1	7	1
DK	5	-1	17	1	13	0	22	0	2	1	3	-2	26	1	12	0
DE	6	1	13	0	12	0	24	-1	4	1	3	0	28	-1	10	0
EE	10	-1	15	-1	12	2	21	2	4	2	5	0	24	-1	9	-3
IE	6	1	15	-3	18	6	22	0	8	1	5	-1	16	-2	10	-2
EL	13	-1	5	-1	19	1	17	1	8	0	6	1	23	-2	9	1
ES	8	0	8	-1	12	1	27	-1	9	2	6	0	22	0	8	-1
FR	4	-1	12	-1	12	1	20	0	5	2	8	1	30	0	9	-2
HR	7	0	9	-1	16	1	30	1	1	0	4	1	26	-1	7	-1
IT	11	1	13	2	16	1	15	-3	8	0	2	-1	23	-1	12	1
CY	9	0	17	1	18	-3	17	4	5	1	5	0	19	-2	10	-1
LV	7	0	13	-1	12	-1	24	1	4	0	7	1	26	-1	7	1
LT	9	1	15	-1	10	-1	22	2	2	-1	7	2	26	0	9	-2
LU	5	-2	16	2	19	-3	21	4	3	2	2	-1	24	0	10	-2
HU	6	1	6	-1	23	1	30	0	2	0	3	0	25	1	5	-2
MT	11	3	24	0	15	4	11	-3	15	-1	2	-1	14	-4	8	2
NL	10	2	20	-5	13	-3	12	1	3	2	3	0	23	-2	16	5
AT	7	1	18	0	11	-1	24	1	3	-1	3	0	26	1	8	-1
PL	9	2	10	1	16	-2	27	1	3	0	2	0	26	-1	7	-1
PT	10	1	13	5	10	-1	26	-4	2	-1	5	0	25	0	9	0
RO	4	1	6	0	15	-3	33	1	8	0	1	0	27	2	6	-1
SI	11	-1	12	-1	11	1	20	0	2	1	4	0	30	0	10	0
SK	8	-2	12	2	16	-2	22	2	3	-1	6	1	24	0	9	0
FI	10	2	17	0	9	-1	20	3	0	0	3	-3	29	0	12	-1
SE	5	-2	21	4	20	-1	16	-1	1	1	2	0	25	-1	10	0



























Special Eurobarometer 551 The Digital Decade

D15b.2 Previous socio-professional category
(%)

		Self-employed		Employed		Not working	
		Mar/Apr 2024	Diff. Mar/Apr 2024 - Feb/Mar 2024	Mar/Apr 2024	Diff. Mar/Apr 2024 - Feb/Mar 2024	Mar/Apr 2024	Diff. Mar/Apr 2024 - Feb/Mar 2024
EU27		8	0	71	0	21	0
BE		7	1	67	-3	26	2
BG		2	-2	80	0	18	2
CZ		9	-1	77	2	14	-1
DK		4	-1	90	0	6	1
DE		7	0	76	-2	17	2
EE		3	-1	84	1	13	0
IE		5	3	80	2	15	-5
EL		23	3	48	-7	29	4
ES		10	0	70	1	20	-1
FR		6	0	76	1	18	-1
HR		6	1	75	-4	19	3
IT		11	0	46	-6	43	6
CY		10	3	59	-3	31	0
LV		6	2	89	-2	5	0
LT		3	1	82	2	15	-3
LU		7	2	69	-5	24	3
HU		4	0	82	5	14	-5
MT		7	2	67	-10	26	8
NL		7	2	88	2	5	-4
AT		8	0	76	2	16	-2
PL		10	0	71	1	19	-1
PT		7	0	71	1	22	-1
RO		4	1	72	4	24	-5
SI		6	-1	74	-4	20	5
SK		2	-2	76	3	22	-1
FI		11	1	84	-2	5	1
SE		8	3	77	-12	15	9


























Special Eurobarometer 551
The Digital Decade

D25 Would you say you live in a...?
(%)

		Rural area or village		Small or middle sized town		Large town		Don't know	
		Mar/Apr 2024	Diff. Mar/Apr 2024 - Feb/Mar 2024	Mar/Apr 2024	Diff. Mar/Apr 2024 - Feb/Mar 2024	Mar/Apr 2024	Diff. Mar/Apr 2024 - Feb/Mar 2024	Mar/Apr 2024	Diff. Mar/Apr 2024 - Feb/Mar 2024
		EU27		30	1	42	-1	28	0
BE		28	2	36	4	36	-6	0	0
BG		32	3	23	-2	45	-1	0	0
CZ		24	4	50	-6	26	2	0	0
DK		26	2	44	3	30	-5	0	0
DE		30	3	42	-1	28	-2	0	0
EE		35	6	24	-8	41	2	0	0
IE		34	3	30	-1	36	-2	0	0
EL		27	-5	21	1	52	4	0	0
ES		44	4	28	-4	28	0	0	0
FR		25	-5	52	5	23	0	0	0
HR		40	0	31	0	29	0	0	0
IT		7	0	70	-1	23	1	0	0
CY		27	-4	34	1	39	3	0	0
LV		27	-2	31	-1	42	3	0	0
LT		38	5	26	-5	36	0	0	0
LU		35	-3	43	-1	22	4	0	0
HU		26	-2	38	3	36	-1	0	0
MT		51	-1	38	2	11	-1	0	0
NL		37	-4	39	-2	24	6	0	0
AT		49	0	18	1	33	-1	0	0
PL		43	3	31	-3	26	0	0	0
PT		37	-7	37	1	26	6	0	0
RO		45	1	22	-2	33	1	0	0
SI		65	3	24	-5	11	2	0	0
SK		45	-5	35	2	20	3	0	0
FI		31	-1	43	5	26	-4	0	0
SE		7	0	59	-6	34	6	0	0




























Special Eurobarometer 551
The Digital Decade

D40a How many people aged 15 years or more live in your household, yourself included?
(%)

		1		2		3		4+		Average	
		Mar/Apr 2024	Diff. Mar/Apr 2024 - Jan/Feb 2024	Mar/Apr 2024	Diff. Mar/Apr 2024 - Jan/Feb 2024	Mar/Apr 2024	Diff. Mar/Apr 2024 - Jan/Feb 2024	Mar/Apr 2024	Diff. Mar/Apr 2024 - Jan/Feb 2024	Mar/Apr 2024	Diff. Mar/Apr 2024 - Jan/Feb 2024
EU27		26	0	49	0	15	-1	10	1	2	0
BE		33	-2	41	1	12	0	14	1	2	0
BG		16	-1	51	1	21	0	12	0	2	0
CZ		29	1	48	-5	14	1	9	3	2	0
DK		29	2	52	-2	10	-3	9	3	2	0
DE		41	2	43	-3	9	-1	7	2	2	0
EE		32	0	45	-1	16	1	7	0	2	0
IE		22	3	48	0	17	-1	13	-2	2	0
EL		17	-1	54	3	18	1	11	-3	2	0
ES		18	-1	51	4	20	0	11	-3	2	0
FR		32	-3	48	2	13	0	7	1	2	0
HR		18	0	47	0	19	-1	16	1	2	0
IT		15	0	46	0	24	1	15	-1	2	0
CY		15	0	52	-2	17	1	16	1	2	0
LV		25	-3	53	3	17	0	5	0	2	0
LT		23	-4	53	3	16	1	8	0	2	0
LU		21	3	51	0	15	-1	13	-2	2	0
HU		21	-2	60	4	12	-2	7	0	2	0
MT		14	-1	49	4	21	-4	16	1	2	0
NL		23	-2	50	2	12	0	15	0	2	0
AT		20	-1	61	3	12	-2	7	0	2	0
PL		18	-1	58	-1	15	0	9	2	2	0
PT		24	0	47	0	19	0	10	0	2	0
RO		16	1	58	0	19	0	7	-1	2	0
SI		13	-2	52	4	19	1	16	-3	3	1
SK		14	-2	45	-1	22	1	19	2	3	1
FI		37	0	51	1	9	1	3	-2	2	0
SE		32	-2	53	2	11	3	4	-3	2	0



























Special Eurobarometer 551
The Digital Decade

D40b How many children less than 10 years old live in your household?
(%)

		0		1		2		3		4+		Average	
		Mar/Apr 2024	Diff. Mar/Apr 2024 - Jan/Feb 2024	Mar/Apr 2024	Diff. Mar/Apr 2024 - Jan/Feb 2024	Mar/Apr 2024	Diff. Mar/Apr 2024 - Jan/Feb 2024	Mar/Apr 2024	Diff. Mar/Apr 2024 - Jan/Feb 2024	Mar/Apr 2024	Diff. Mar/Apr 2024 - Jan/Feb 2024	Mar/Apr 2024	Diff. Mar/Apr 2024 - Jan/Feb 2024
EU27		84	0	10	0	5	0	1	0	0	0	0	0
BE		83	0	9	-3	7	3	1	0	0	0	0	0
BG		82	0	13	0	5	0	0	0	0	0	0	0
CZ		84	3	10	-2	5	-2	1	1	0	0	0	0
DK		85	5	9	-2	4	-3	1	0	1	0	0	0
DE		88	1	7	0	4	-1	1	0	0	0	0	0
EE		80	-1	13	0	7	2	0	0	0	-1	0	0
IE		80	3	9	-1	8	-2	2	0	1	0	0	0
EL		86	-3	8	1	6	2	0	0	0	0	0	0
ES		84	-2	12	2	4	1	0	-1	0	0	0	0
FR		83	2	10	0	6	-1	0	-2	1	1	0	0
HR		83	-1	11	0	5	1	1	0	0	0	0	0
IT		88	0	8	0	4	0	0	0	0	0	0	0
CY		78	2	15	-1	7	-1	0	0	0	0	0	0
LV		81	1	12	0	5	-2	1	0	1	1	0	0
LT		86	2	10	-2	3	-1	1	1	0	0	0	0
LU		78	5	12	-1	8	-4	2	0	0	0	0	0
HU		80	-6	14	4	4	1	1	0	1	1	0	0
MT		78	-1	14	-1	8	3	0	-1	0	0	0	0
NL		86	1	9	1	4	-1	0	-1	1	0	0	0
AT		84	2	9	-3	6	0	1	1	0	0	0	0
PL		78	-1	14	1	8	2	0	-2	0	0	0	0
PT		87	1	8	-1	5	1	0	0	0	-1	0	0
RO		86	3	11	-1	3	-1	0	0	0	-1	0	0
SI		81	1	10	-1	7	-1	1	0	1	1	0	0
SK		78	-1	13	2	7	-1	1	0	1	0	0	0
FI		83	-1	10	2	6	0	1	0	0	-1	0	0
SE		83	1	9	1	8	0	0	-2	0	0	0	0



























Special Eurobarometer 551
The Digital Decade

D40c How many children aged 10 to 14 years old live in your household?
(%)

		0		1		2		3		4+		Average	
		Mar/Apr 2024	Diff. Mar/Apr 2024 - Jan/Feb 2024	Mar/Apr 2024	Diff. Mar/Apr 2024 - Jan/Feb 2024	Mar/Apr 2024	Diff. Mar/Apr 2024 - Jan/Feb 2024	Mar/Apr 2024	Diff. Mar/Apr 2024 - Jan/Feb 2024	Mar/Apr 2024	Diff. Mar/Apr 2024 - Jan/Feb 2024	Mar/Apr 2024	Diff. Mar/Apr 2024 - Jan/Feb 2024
EU27		89	1	9	0	2	-1	0	0	0	0	0	0
BE		88	6	9	-6	2	0	1	1	0	-1	0	0
BG		89	2	9	-2	2	0	0	0	0	0	0	0
CZ		89	0	8	-1	3	1	0	0	0	0	0	0
DK		89	3	8	-1	3	-1	0	-1	0	0	0	0
DE		91	2	7	-1	2	-1	0	0	0	0	0	0
EE		88	1	11	0	1	-1	0	0	0	0	0	0
IE		83	-1	12	1	5	1	0	-1	0	0	0	0
EL		90	1	7	-2	3	1	0	0	0	0	0	0
ES		86	-3	11	2	3	1	0	0	0	0	0	0
FR		87	2	10	-1	2	0	0	-1	1	0	0	0
HR		88	-2	8	1	3	1	0	0	1	0	0	0
IT		90	-2	9	2	1	0	0	0	0	0	0	0
CY		87	-3	11	5	2	-2	0	0	0	0	0	0
LV		84	-4	13	4	3	1	0	0	0	-1	0	0
LT		90	0	9	0	1	0	0	0	0	0	0	0
LU		86	3	12	-1	2	-2	0	0	0	0	0	0
HU		88	0	10	1	2	-1	0	0	0	0	0	0
MT		85	-4	13	4	2	0	0	0	0	0	0	0
NL		89	1	7	1	3	-2	0	-1	1	1	0	0
AT		86	0	10	0	3	-1	0	0	1	1	0	0
PL		86	-1	10	0	4	1	0	0	0	0	0	0
PT		88	0	9	0	3	1	0	0	0	-1	0	0
RO		88	-1	10	0	2	1	0	0	0	0	0	0
SI		87	-1	11	1	2	0	0	0	0	0	0	0
SK		85	2	10	0	4	-1	0	-1	1	0	0	0
FI		89	0	7	0	3	0	1	0	0	0	0	0
SE		89	0	8	0	3	0	0	0	0	0	0	0





























Special Eurobarometer 551
The Digital Decade

D40 Household composition
(%)

		1		2		3		4+	
		Mar/Apr 2024	Diff. Mar/Apr 2024 - Jan/Feb 2024	Mar/Apr 2024	Diff. Mar/Apr 2024 - Jan/Feb 2024	Mar/Apr 2024	Diff. Mar/Apr 2024 - Jan/Feb 2024	Mar/Apr 2024	Diff. Mar/Apr 2024 - Jan/Feb 2024
EU27		24	-16	35	-17	19	-5	22	0
BE		31	-20	29	-16	12	-9	28	4
BG		14	-23	37	-16	25	-4	24	-1
CZ		28	-14	35	-22	17	-5	20	0
DK		27	-15	38	-20	14	-8	21	-2
DE		39	-12	33	-16	12	-6	16	1
EE		30	-19	31	-18	18	-6	21	0
IE		19	-16	30	-22	17	-9	34	-1
EL		17	-13	38	-14	21	-1	24	-3
ES		16	-18	36	-13	23	-5	25	0
FR		30	-20	34	-17	16	-6	20	-1
HR		17	-15	32	-17	21	-6	30	4
IT		14	-13	34	-13	26	-3	26	1
CY		13	-20	32	-24	24	-3	31	0
LV		24	-22	36	-18	19	-8	21	2
LT		23	-21	39	-13	21	-3	17	-2
LU		19	-21	33	-23	19	-6	29	-8
HU		20	-18	41	-17	20	-4	19	0
MT		13	-19	31	-17	21	-13	35	3
NL		21	-16	38	-14	13	-5	28	0
AT		19	-18	44	-16	14	-8	23	0
PL		17	-20	36	-25	22	-6	25	2
PT		23	-15	35	-15	19	-6	23	0
RO		15	-20	43	-16	25	-6	17	-2
SI		12	-21	36	-16	20	-6	32	0
SK		13	-20	30	-22	22	-8	35	1
FI		34	-13	37	-17	12	-4	17	-1
SE		30	-16	37	-17	13	-4	20	-3



























Special Eurobarometer 551 The Digital Decade

D40R One-person households composition
(%)

		-29		30-59		60+	
		Mar/Apr 2024	Diff. Mar/Apr 2024 - Jan/Feb 2024	Mar/Apr 2024	Diff. Mar/Apr 2024 - Jan/Feb 2024	Mar/Apr 2024	Diff. Mar/Apr 2024 - Jan/Feb 2024
EU27		19	1	48	-1	33	0
BE		22	-1	48	2	30	-1
BG		17	0	50	0	33	0
CZ		17	1	52	-1	31	0
DK		20	0	47	0	33	0
DE		20	0	44	-1	36	1
EE		19	1	49	-1	32	0
IE		23	2	52	-1	25	-1
EL		18	-1	50	2	32	-1
ES		19	0	49	-1	32	1
FR		21	0	46	-2	33	2
HR		19	0	48	0	33	0
IT		17	1	49	0	34	-1
CY		20	0	52	0	28	0
LV		17	-2	50	3	33	-1
LT		19	1	48	-2	33	1
LU		20	-1	55	1	25	0
HU		17	0	53	1	30	-1
MT		20	-1	51	1	29	0
NL		25	4	42	-5	33	1
AT		19	-1	50	0	31	1
PL		18	1	51	-1	31	0
PT		18	0	49	1	33	-1
RO		19	0	52	0	29	0
SI		17	-1	51	1	32	0
SK		20	3	52	-3	28	0
FI		20	1	44	-1	36	0
SE		15	4	53	-1	32	-3

Special Eurobarometer 551 The Digital Decade

D60 During the last twelve months, would you say you had difficulties to pay your bills at the end of the month...?

		Most of the time		From time to time		Almost never/ Never		Refusal (SPONTANEOUS)	
		Mar/Apr 2024	Diff. Mar/Apr 2024 - Feb/Mar 2024	Mar/Apr 2024	Diff. Mar/Apr 2024 - Feb/Mar 2024	Mar/Apr 2024	Diff. Mar/Apr 2024 - Feb/Mar 2024	Mar/Apr 2024	Diff. Mar/Apr 2024 - Feb/Mar 2024
EU27		7	0	27	-2	65	2	1	0
BE		9	-2	26	-1	64	3	1	0
BG		15	2	45	0	39	-2	1	0
CZ		5	-1	21	-2	74	4	0	-1
DK		1	0	6	-2	92	1	1	1
DE		7	0	22	0	71	1	0	-1
EE		9	1	26	0	63	-1	2	0
IE		10	0	34	-3	55	3	1	0
EL		29	1	54	3	17	-4	0	0
ES		5	-3	18	-4	76	7	1	0
FR		10	0	26	-2	63	2	1	0
HR		6	-1	39	0	55	1	0	0
IT		7	1	41	-7	50	6	2	0
CY		14	-3	35	-4	50	6	1	1
LV		10	1	24	-6	65	5	1	0
LT		5	-2	19	2	76	1	0	-1
LU		2	-1	12	-5	85	5	1	1
HU		4	1	18	3	78	-3	0	-1
MT		4	-6	15	-6	81	12	0	0
NL		6	3	14	2	80	-5	0	0
AT		7	2	21	1	68	-3	4	0
PL		1	0	23	2	76	-2	0	0
PT		25	6	34	-10	40	3	1	1
RO		10	2	46	-5	44	3	0	0
SI		4	-1	13	-6	82	6	1	1
SK		2	-1	23	3	74	-2	1	0
FI		5	2	15	-3	79	0	1	1
SE		2	0	5	-3	92	2	1	1

Special Eurobarometer 551 The Digital Decade

D63 Do you see yourself and your household belonging to ...?
(%)

	The working class of society		The lower middle class of society		The middle class of society		The upper middle class of society		The higher class of society		Other (SPONTANEOUS)		None (SPONTANEOUS)		Refusal (SPONTANEOUS)		Don't know	
	Mar/Apr 2024	Diff. Mar/Apr 2024 - Feb/Mar 2024	Mar/Apr 2024	Diff. Mar/Apr 2024 - Feb/Mar 2024	Mar/Apr 2024	Diff. Mar/Apr 2024 - Feb/Mar 2024	Mar/Apr 2024	Diff. Mar/Apr 2024 - Feb/Mar 2024	Mar/Apr 2024	Diff. Mar/Apr 2024 - Feb/Mar 2024	Mar/Apr 2024	Diff. Mar/Apr 2024 - Feb/Mar 2024	Mar/Apr 2024	Diff. Mar/Apr 2024 - Feb/Mar 2024	Mar/Apr 2024	Diff. Mar/Apr 2024 - Feb/Mar 2024	Mar/Apr 2024	Diff. Mar/Apr 2024 - Feb/Mar 2024
EU27	24	2	17	-1	49	-1	8	0	1	0	0	0	0	0	0	0	1	0
BE	13	1	18	-1	58	1	10	0	1	0	0	0	0	0	0	0	0	-1
BG	42	6	11	-2	37	-4	4	0	0	0	0	0	1	0	0	-1	5	1
CZ	14	0	21	4	55	-4	8	0	2	0	0	0	0	0	0	0	0	0
DK	17	0	10	0	51	-3	20	2	1	1	0	0	0	0	0	0	1	0
DE	19	2	21	-1	50	-1	8	0	1	1	0	0	1	0	0	0	0	-1
EE	26	1	20	2	40	0	4	-3	1	0	1	1	4	0	0	-1	4	0
IE	44	1	10	-1	39	-1	2	0	1	0	0	0	1	1	1	0	2	0
EL	26	0	19	1	52	-1	1	0	0	0	0	0	1	0	0	0	1	0
ES	43	2	12	-3	43	3	2	-1	0	0	0	0	0	-1	0	0	0	0
FR	26	5	21	-5	44	-2	7	1	1	1	0	0	0	-1	0	0	1	1
HR	27	2	11	-1	54	0	7	0	1	-1	0	0	0	0	0	0	0	0
IT	10	0	16	0	61	-1	10	1	1	0	0	0	0	0	1	0	1	0
CY	26	-2	16	-3	55	4	3	1	0	0	0	0	0	0	0	0	0	0
LV	32	0	11	0	51	2	3	-2	1	0	0	0	0	0	0	0	2	0
LT	28	0	15	1	49	-2	4	0	1	0	0	0	0	0	0	0	3	1
LU	7	0	10	-5	66	10	15	-4	1	-1	0	0	0	0	1	1	0	-1
HU	26	5	23	2	47	-5	2	-2	0	0	0	0	0	-1	1	1	1	0
MT	23	-3	9	0	61	3	7	1	0	0	0	0	0	0	0	0	0	-1
NL	8	3	9	-3	45	2	32	-3	5	0	0	0	0	0	0	0	1	1
AT	17	2	13	0	58	1	8	1	1	0	0	-1	1	-2	1	0	1	-1
PL	40	5	14	1	38	-6	3	0	3	0	0	0	0	0	0	0	2	0
PT	43	-6	27	1	24	4	4	-1	0	0	0	0	1	1	0	0	1	1
RO	21	4	14	-1	54	-3	9	0	1	0	0	0	0	0	0	0	1	0
SI	20	1	12	-1	64	0	3	-1	0	0	0	0	0	0	0	0	1	1
SK	23	2	19	1	52	0	4	-3	1	0	0	0	0	0	0	0	1	0
FI	22	2	14	1	47	-3	11	-1	1	0	0	0	1	1	0	-1	4	1
SE	12	-1	9	-3	52	-8	23	10	1	1	0	0	0	-1	1	1	2	1

Special Eurobarometer 551
The Digital Decade